



The Plank Center
FOR LEADERSHIP IN PUBLIC RELATIONS

North American Communication Monitor

2023-2024

**Exploring Generative AI and CommTech,
diversity and empathic leadership in communications.**

Results of a survey of 1,055 communication professionals
in the United States and Canada.



North American Communication Monitor 2023-2024

**Exploring Generative AI and CommTech,
diversity and empathic leadership in communications.**

Results of a survey of 1,055 communication professionals
in the United States and Canada.

Juan Meng, Michael A. Cacciatore, Karla K. Gower, Bryan H. Reber, & Ansgar Zerfass

A study organized and conducted by the Plank Center for Leadership in Public Relations.

Imprint

Published by:

The Plank Center for Leadership in Public Relations
270 Kilgore Lane
2632 Capital Hall
Tuscaloosa, AL 35401

Tel. +1-205-348-7250
<http://plankcenter.ua.edu>
plank-center@ua.edu

Citation of this publication (APA style):

Meng, J., Cacciatore, M. A., Gower, K. K., Reber, B. H., & Zerfass, A. (2024). *North American Communication Monitor 2023-2024. Exploring Generative AI and CommTech, diversity and empathic leadership in communications*. The Plank Center for Leadership in Public Relations.

Short quotation to be used in legends (charts/graphics):

Source: North American Communication Monitor 2023-2024
© 2024 by The Plank Center for Leadership in Public Relations
All rights reserved.

ISBN: 979-8-218-35564-7
Tel. +1-205-348-7250

Contact:

Please contact the North American Communication Monitor research team listed on page 103.

Contact lead researcher Dr. Juan Meng at jmeng@uga.edu if you are interested in presentations, workshops, interviews, or further analyses of the insights presented here.

Content

6	Foreword
7	Introduction
8	Research design
9	Methodology and demographics
14	Chapter 1: Generative AI impacting strategic communication
26	Chapter 2: Diversity, equality and inclusion as challenge for the profession
40	Chapter 3: Empathic leadership in communication teams
58	Chapter 4: CommTech and the digital transformation of communications
72	Chapter 5: Strategic issues and work practices in the profession
80	Chapter 6: Salaries
88	Chapter 7: Characteristics of excellent communication departments
100	References
102	Survey sponsor and organizer
103	Authors and research team

Foreword

We have all experienced major disruption and transformation over the last few years. With the continued rapid changes in technology, it is safe to assume we can expect more of the same for the foreseeable future, especially when it comes to public relations and communications.

Public relations is not new to change, of course. The practice has always adapted as technologies emerged that impacted the way we communicate. The difference today is the accelerated urgency with which public relations is expected to embrace technology. If you search for “public relations trends in 2024,” the use of AI will be on every list.

In addition to the use of AI, PRLab’s Matias Rodsevich includes on his list of trends: a more humankind approach to communication, the need for practitioners to “upskill,” and a shift to data-driven approaches. The 2023-24 North American Communication Monitor (NACM) provides a look at what communications professionals in Canada and the United States think about each of these trends. It explores the various dimensions of empathic leadership and its effects on mental health, commitment, and wellbeing; considers how comfortable practitioners are personally with “CommTech”; and evaluates the challenges of introducing AI technologies into public relations at the individual and organizational levels.

As with the earlier editions of the NACM, the study also asked about the most pressing strategic issues facing practitioners today. Building and maintaining trust has been cited as the most important strategic issue for communication management since the first NACM in 2018-19, but the percentage of professionals citing trust as the most important issue dropped considerably this year from a high of 49.6% in 2018-19 to just 33.5%.

Interestingly, given the interest in AI technologies, supporting diversity, equity, and inclusion replaced “coping with the digital evolution and the social web” this year as the second most important issue. The third most pressing issue for U.S. practitioners was strengthening the role of communicators in organizational decision-making. Canadian professionals, on the other hand, ranked that fifth.

Understanding where we are currently with respect to these issues and concerns is vital to our ability to lead responsibly in our role as communicators. We have to know where we stand in order to move forward. That approximately 33% of U.S. respondents believe our decision-making role within organizations needs to be strengthened is troubling. And feels like a step backward. But that finding reflects the importance of this study. To lead for the future, we need to know the present.

The Plank Center for Leadership in Public Relations is proud to sponsor the NACM. The authors of the 2023-24 edition are leaders in the study of public relations leadership and are uniquely positioned to provide us with the insights to inspire and empower the leadership required today.



Dr. Karla K. Gower
Director

**The Plank Center for Leadership
in Public Relations**

Introduction

The 2023-2024 North American Communication Monitor (NACM) is the third edition of a comprehensive survey focusing on strategic communication issues, practices, and roles in organizations in Canada and the United States. The NACM is part of the Global Communication Monitor series that includes similar surveys in Europe, Latin America, and Asia-Pacific—more than 80 countries in total. It is the largest global study of the profession based on sound empirical standards and diversity of researchers. The goal is to stimulate and promote the knowledge and practice of excellent communication in practice worldwide.

This NACM includes insights from 1,055 communication professionals in North America (258 in Canada and 797 in the U.S.). The questionnaire included 36 questions around six topics, and here are just a few highlights from the rich findings. The study tracked current communication challenges like Generative Artificial Intelligence (AI) and the role of digital technology in supporting communication practice. Most professionals (66.1%) agreed that Generative AI is a heavily discussed topic, and seven of ten respondents predicted that the Generative AI technology will substantially change the communication profession as it progresses. Similarly, the majority (60%) of communication professionals view digital technologies as an issue of importance and they believe the benefits of using CommTech outweigh the possible drawbacks and risks across multiple areas.

Regarding the practice of empathic leadership in communication during times of crisis such as the recent COVID-19 pandemic, more than two-thirds of respondents noted that their communication leaders have increased levels of empathy when communicating with colleagues (71.2%). Positively associated with the practice of empathic leadership, communication professionals reported a strong sense of belonging, attachment, and personal meaning to their current organization. They also reported being enthused about their job and immersed in their work. Such results further document the importance of being an empathic leader who demonstrates the true understanding of what followers are thinking and feeling.

On the topic of diversity, equity and inclusion (DEI) as a continued challenge for the profession, approximately two-thirds of communication professionals (65.2%) reported closely following global trends and debates about DEI. However, results show that DEI is still most commonly considered in terms of ethnicity (62.6%) and age (59.5%) and less in dimensions such as religious and spiritual beliefs, gender identity, or socioeconomic status. Our results also showed that communication departments and agencies are most heavily involved in celebrating DEI, creating and implementing organizational DEI policies, and developing plans for communications about DEI.

Consistent with the findings related to DEI, the three top strategic issues professionals named were building and maintaining trust, supporting DEI, and strengthening the role of the communication function in supporting top-management decision making. However, the percentage of those communication departments deemed “excellent” by the Comparative Excellence Framework decreased from 43.6% in the 2020-2021 NACM to 35.1% in this edition. Meanwhile, excellent departments continue emphasizing their efforts in advancing DEI and demonstrating the application of empathic leadership in communication.

On behalf of the NACM research team, I thank the Plank Center for Leadership in Public Relations at the University of Alabama for sponsoring and supporting this important study. I also want to recognize our European research colleagues for their invaluable guidance and advice. We are proud to be part of this global research project and its distinguished team of international scholars and professionals.



Dr. Juan Meng
Board Member
Lead Researcher of NACM

**The Plank Center for Leadership
in Public Relations**

Research design

The North American Communication Monitor (NACM) 2023-2024 explores current practices and future developments of strategic communication in public companies, private companies, nonprofits, governmental organizations and other communication sectors in the United States and Canada. It is the third edition of a survey that focuses on the strategic communication practices in this region, sponsored and organized by The Plank Center for Leadership in Public Relations at the University of Alabama.

The NACM is an academic study fulfilling high quality standards of social science research. The study is designed and executed by a team of renowned scholars and professors representing different institutions in the region. The NACM is part of the Global Communication Monitor series. It is complemented by other surveys covering five continents and more than 80 countries together. The involvement of a wider board of professors and international collaborators in the Global Communication Monitor series ensures the quality of the study and diversity of the contributions globally.

This edition of NACM is based on responses from 1,055 communication professionals from the U.S. and Canada. They answered a comprehensive online questionnaire that collects a variety of independent and dependent variables in a unique research framework (see page 10): personal characteristics of communication professionals; features of the organization; attributes of the excellence communication departments; the salary spectrum in the industry; as well as the current situation regarding the communication professional and his/her organization.

The study explores several key constructs. First, the personal characteristics of communication professionals in the field are identified by investigating some key demographic variables, their job and professional status, the digital transformation of communications, as well as the structure and culture of their organization. Questions on these topics from the previous NACM survey (see Meng et al., 2019;

Meng et al., 2021) and the European Communication Monitor (ECM) surveys (Zerfass et al., 2023, 2022, & 2021) were repeated to build the possibility for longitudinal and global comparisons. Secondly, the discussion of diversity, equality and inclusion continues as an ongoing challenge for the profession by comparing the results between the United States and Canada.

Thirdly, a selection of current challenges in the field are empirically tested. The NACM 2023-2024 explores the impact of the Generative Artificial Intelligence (AI) technology on communication practice (Lim et al., 2021) and how communication professionals adapt quickly to practice in new environments and manage professional tasks by increased flexibility. Professionals also reported some notable organizational barriers when introducing Generative AI to their communication units. Not surprisingly, the Generative AI technology brings concerns about data privacy and ethical implications. Professionals believe that the responsibility to advance the application of Generative AI technology lies within the professional communities who share best practices and increase the transparency of the applications.

Another area of investigation is empathic leadership and its effects on mental health, commitment, and well-being. This NACM identifies more than two-thirds of communication professionals report that their communication leaders have increased levels of empathy during the last year by paying attention and listening well, identifying employees' strengths and limitations, caring about the personal well-being of others, and showing sensitivity and understanding. Lastly, excellent communication departments are identified in the sample (Tench et al., 2017) to indicate the differences excellence in communication can make. Overall, our research design investigates a broad range of trendy topics in today's communication practice and contributes to the body of knowledge of strategic communication.

Methodology and demographics

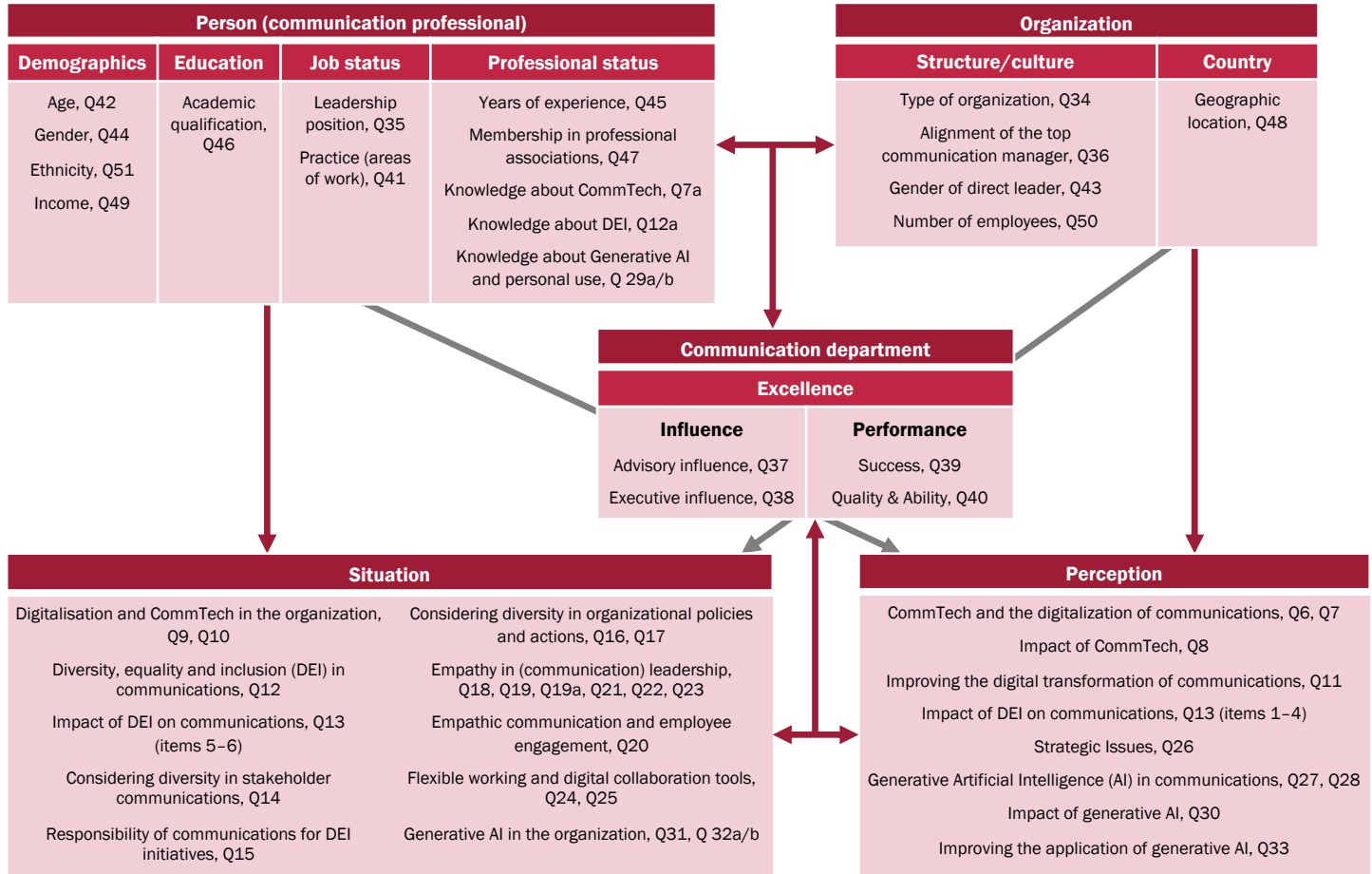
The online questionnaire of the NACM 2023-2024 is largely derived from the European Communication Monitor 2022 to ensure consistency and build the capacity for global comparisons. The questionnaire consisted of 36 questions reflecting six topic-based sections. Five of these questions were only presented to professionals working in communication departments. Instruments used dichotomous, nominal and ordinal response scales. They were based on research questions and hypotheses derived from previous research and literature. The survey was pretested by using a small group of communication professionals ($n = 30$). Amendments were made where appropriate to update the setting of question validation and skip logic, as well as improve the survey flow to enhance users' experience. The online survey was active for about two months, from mid-May to late July in 2023.

A stratified sampling strategy was used to recruit qualified respondents from Qualtrics, a leading online survey research platform. In total, we had more than 10,000 valid clicks to start the survey. We designed a series of filter and qualification questions at the beginning of the online survey to ensure the quality and diversity of our sample. Answers from participants who did not meet the sampling criteria were removed from the database. The strict selection of respondents is a distinct feature of the NACM, and it ensures the relevance and reliability of the results.

The results presented in this report are based on 1,055 complete responses. The final sample consisted of 797 communication professionals in the United States (75.5%) and 258 in Canada (24.5%). The average age across the entire sample is 37.1 years. Our sample includes 519 women (49.2%) and 536 men (50.4%). A vast majority (85.9%) of respondents work in communication departments in different types of organizations (public organizations, 19.5%; private companies, 44.0%; governmental organizations, 15.4%; and nonprofit organizations, 7.0%), while 14.1% are communication professionals working for agencies or as independent consultants. Of the professionals surveyed, 35.4% have a Bachelor's degree and 25.8% a Master's degree. As for ethnicity, the sample consisted of 68.0% White/Caucasian professionals, 13.3% Black/African Americans, 7.4% Hispanics, 5.9% Asian/Asian Americans, and 5.5% other minorities.

The demographics show that one out of three respondents are communication leaders: 30.4% hold a top leadership position as head of communication or as CEO of a communication agency; 50.5% are unit leaders or in charge of a single communication team or division in an organization. Of the professionals surveyed, 48.9% have more than ten years of experience in public relations and communication management, followed by 26.8% who have 6-10 years of professional experience. This reveals the high quality of the sample, which is dominated by senior professionals with sound qualifications and medium-to-long tenure in the field.

Research framework and questions

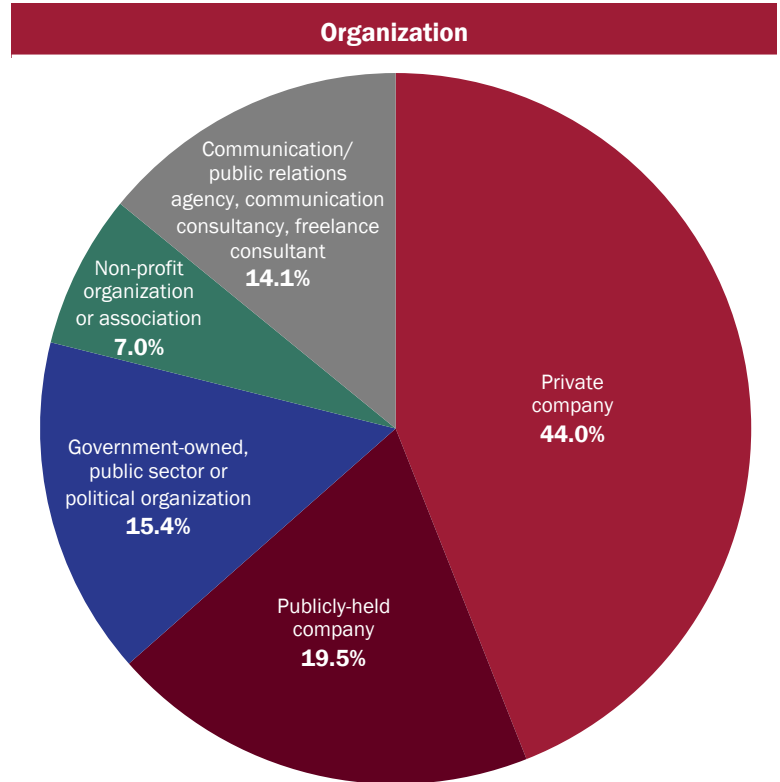


Demographic background of participants

Job experience	
More than 10 years	48.9%
6 to 10 years	26.8%
Up to 5 years	24.3%

Position	
Head of communication / Agency CEO	30.4%
Unit leader / Team leader	50.5%
Team member / Consultant / Other	19.0%

Ethnicity	
White, Caucasian	68.0%
Black, African American, African descent	13.3%
Asian, Asian American	5.9%
Hispanic, Latino, Spanish descent	7.4%
Other minorities	5.5%



Note: n = 1,055 communication professionals. Q34: Where do you work? Q35: What is your position? Q45: How many years of experience do you have in communication and/or public relations? Q51: Which of the following best describes your ethnicity?

Demographic background of participants

Gender and country		
	United States of America (n = 797)	Canada (n = 258)
Women	49.3%	48.8%
Men	50.2%	51.2%

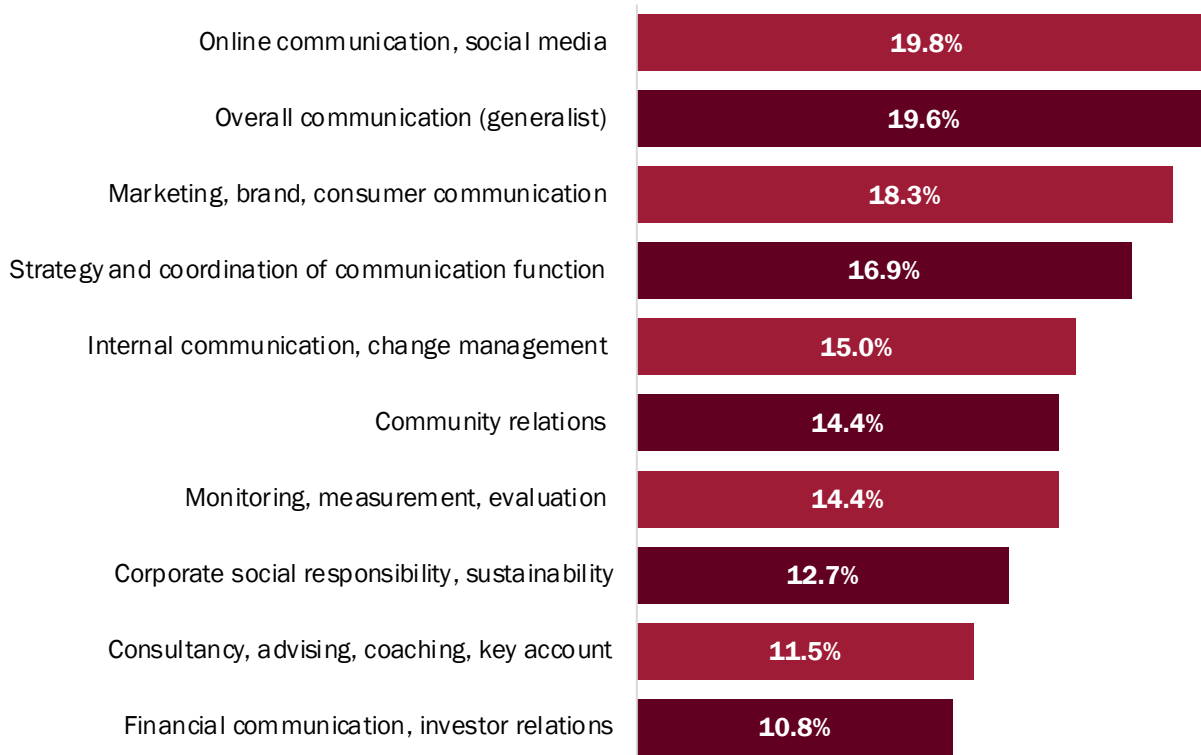
Gender, age and leadership position				
	Overall (n = 1,055)	CCO / Agency CEO (n = 321)	Team / Unit leader (n = 533)	Team member / Consultant / Other (n = 201)
Women	49.2%	34.9%	51.6%	65.7%
Men	50.4%	65.1%	47.8%	33.8%
Age (average)	37.1 years	37.1 years	37.4 years	36.4 years

Highest educational qualification	
Doctoral degree (Ph.D., J.D., etc.)	6.6%
Master's degree (M.A., M.S., MBA, etc.)	25.8%
Bachelor's degree (B.A., B.S., etc.)	35.4%
Associate Bachelor's degree	13.7%
High school graduation or equivalent	17.0%

Membership in professional association	
Joined one professional association	49.7%
Joined more than one professional association	17.5%
No membership in any professional association	32.8%

Note: n = 1,055 communication professionals. Q42: How old are you? Q44: What is your gender? Q46: Please state the highest academic/educational qualification you hold. Q47: Are you a member of a professional association? Q48: In which country are you currently based?

Top 10 areas of work of participants



Note: n = 1,055 communication professionals. Q41: What are the primary areas of your work in communication? Please select up to three choices.

1

Generative AI impacting
strategic communication

Generative Artificial Intelligence (AI) is a category of artificial intelligence that utilizes deep learning models to generate content like what a human would produce in response to sophisticated and varied prompts such as languages, instructions, and questions (Lim et al., 2023). The generative content can be in the form of imagery, text, audio, and others. Recent advances in Generative AI models developed by major tech companies like OpenAI (Metz, 2023) show potential to revolutionize some traditional functions of the communication profession such as copywriting, mass personalization, and creative inspiration. In this NACM, we evaluate the transformative challenges of introducing Generative AI technology within the industry from the perspective of communication professionals – at both the individual and organizational levels.

Based on our survey, a majority (66.1%) of professionals agree that Generative AI is a hot topic heavily discussed in the communications profession, and nearly seven out of ten (68.1%) of those professionals closely follow conversations about Generative AI. Although only slightly less than half of professionals (47.9%) currently use Generative AI tools frequently, over 70% of the industry anticipates it will alter the communications profession as it progresses. They also report it will substantially change their own department or agency (66.9%) and the way they personally work (63.9%). However, more than a third (36.1%) of the professionals indicate that Generative AI will not significantly change the way they personally work.

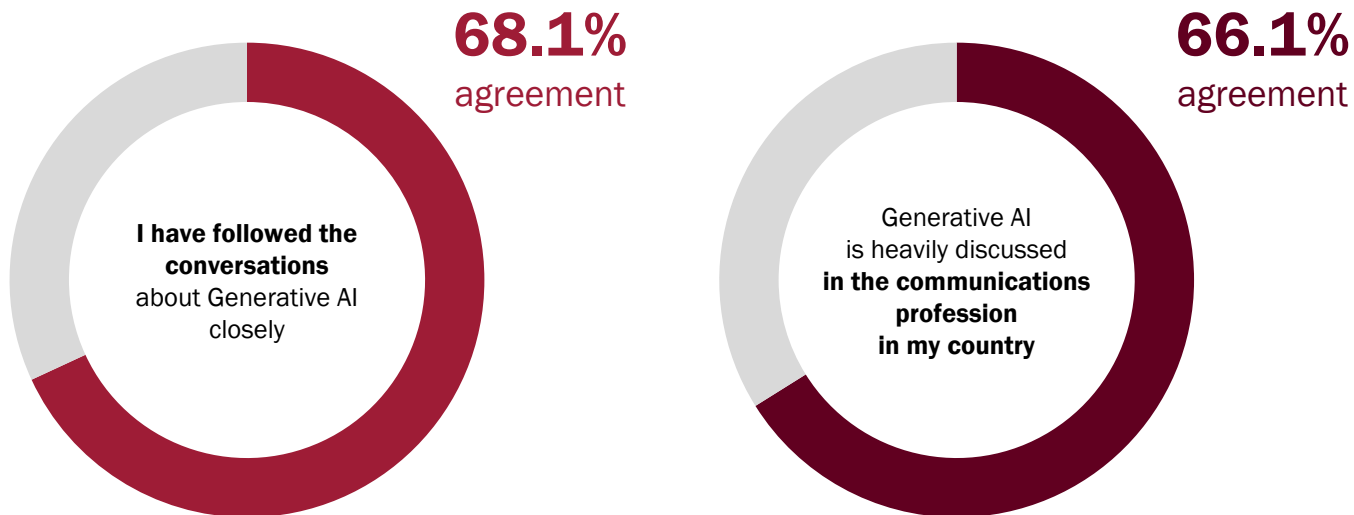
According to Rogers' Diffusion of Innovation Theory (1962), the adoption rate of new technology such as Generative AI, will vary from one communication department or agency to another, divided among innovators, early adopters, early majority, late majority, latecomers, and outsiders. Four out of ten professionals across North America claimed that their communication unit falls into the “advanced Generative AI tools usage” category, namely “Early adopters” (20%), or “above average Generative AI tools usage” category, namely “Early majority” (18.9%). Only 14% claimed the “Latecomers” status with below-average Generative AI tools usage.

The implications of Generative AI tools on the practice are generally seen in a positive light by communication professionals, with increased flexibility and autonomy in managing professional tasks at work being viewed as the most significant impact – endorsed by seven out of ten (65.3%) professionals. However, over two-thirds of professionals (63.9%) acknowledged concerns about data privacy and the ethical implications of Generative AI.

According to the surveyed professionals, the most notable organizational barriers to introducing Generative AI to their communication units are imperfect technological infrastructure-related issues such as high data and bandwidth/cloud requirements (49.2%). In regard to this barrier, professionals working in private organizations are the least concerned. Professionals working in public companies, consultancies, and agencies are more concerned about the high cost of implementation and training required. Government organizations are most concerned with the lack of support from the technology departments, while nonprofits are most concerned with inflexible organization set-up and culture.

More than half of the professionals (52%) believe that the responsibility to advance the application of Generative AI tools in the communication industry lies with the macro-level professional communities who share best practices and create market transparency for Generative AI.

Most communication professionals agree that Generative AI is a “hot topic” in North America

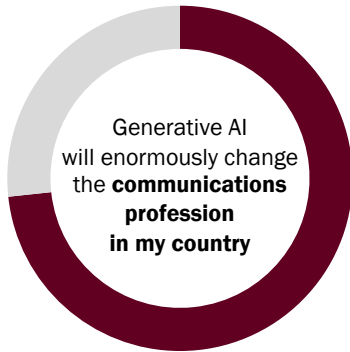


Note: n = 1,055 communication professionals. Q27: Generative Artificial Intelligence (AI) is a type of Artificial Intelligence that uses deep learning models to generate content that is similar to what a human would produce in response to sophisticated and varied prompts such as languages, instructions, and questions, in order to generate new content in the form of images, text, and audio. Some widely discussed examples of the Generative AI tools include ChatGPT, DALL-E 2, Bing AI, MidJourney & Jasper. Industry practitioners have started to discuss 'Generative AI' and its application in the communication process, addressing both the benefits and challenges. Given that AI can become one of the core technologies in digital transformation, understanding the challenges in introducing Generative AI technologies within communication departments and agencies is important. Please rate the following statements based on your overall impression of Generative AI tools. Scale 1 (Strongly disagree) – 5 (Strongly agree). Frequencies based on scale points 4–5.

Most professionals anticipate higher relevance and change in the communications profession in relation to their own working environment and personal levels

73.3%

agreement



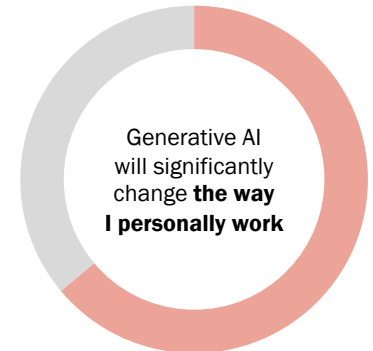
66.9%

agreement



63.9%



agreement



64.1% rate their knowledge about Generative AI tools as “good” or “excellent”.
47.9% use Generative AI tools frequently in their line of work.

Note: n = 1,055 communication professionals. Q28: Please rate the following statements based on your overall impression on Generative AI tools. Scale 1 (Strongly disagree) – 5 (Strongly agree). Frequencies based on scale points 4–5. Q29a: Please rate the following statement. Scale 1 (Terrible) – 5 (Excellent). Q29b: Please rate the following statement. Scale 1 (Strongly disagree) – 5 (Strongly agree). Frequency based on scale points 4–5.

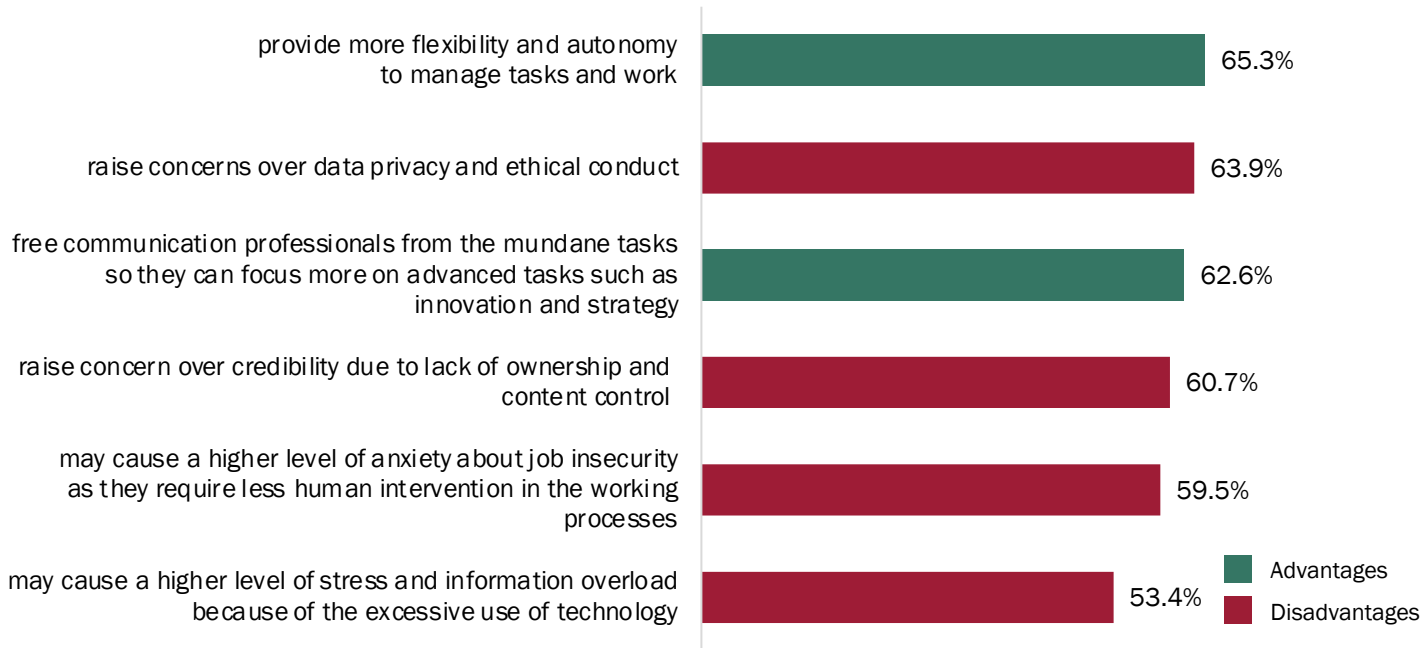
Communication professionals in Canada and the United States share similar perceptions on topic awareness, where the majority closely follow conversations concerning Generative AI

	I have followed the conversations about Generative AI closely	Generative AI is heavily discussed in the communications profession in my country
 United States	69.7%	67.2%
 Canada	62.8%	61.6%

Note: n = 1,055 communication professionals. Q27: Generative Artificial Intelligence (AI) is a type of Artificial Intelligence that uses deep learning models to generate content that is similar to what a human would produce in response to sophisticated and varied prompts such as languages, instructions, and questions, in order to generate new content in the form of images, text, and audio. Some widely discussed examples of the Generative AI tools include ChatGPT, DALL-E 2, Bing AI, MidJourney & Jasper. Industry practitioners have started to discuss 'Generative AI' and its application in the communication process, addressing both the benefits and challenges. Given that AI can become one of the core technologies in digital transformation, understanding the challenges in introducing Generative AI technologies within communication departments and agencies is important. Please rate the following statements based on your overall impression of Generative AI tools. Scale 1 (Strongly disagree) – 5 (Strongly agree). Frequencies based on scale points 4–5.

Impact of Generative AI: Increased flexibility and autonomy in managing tasks at work is the most significant factor; data privacy and the ethical implications of Generative AI are a top concern

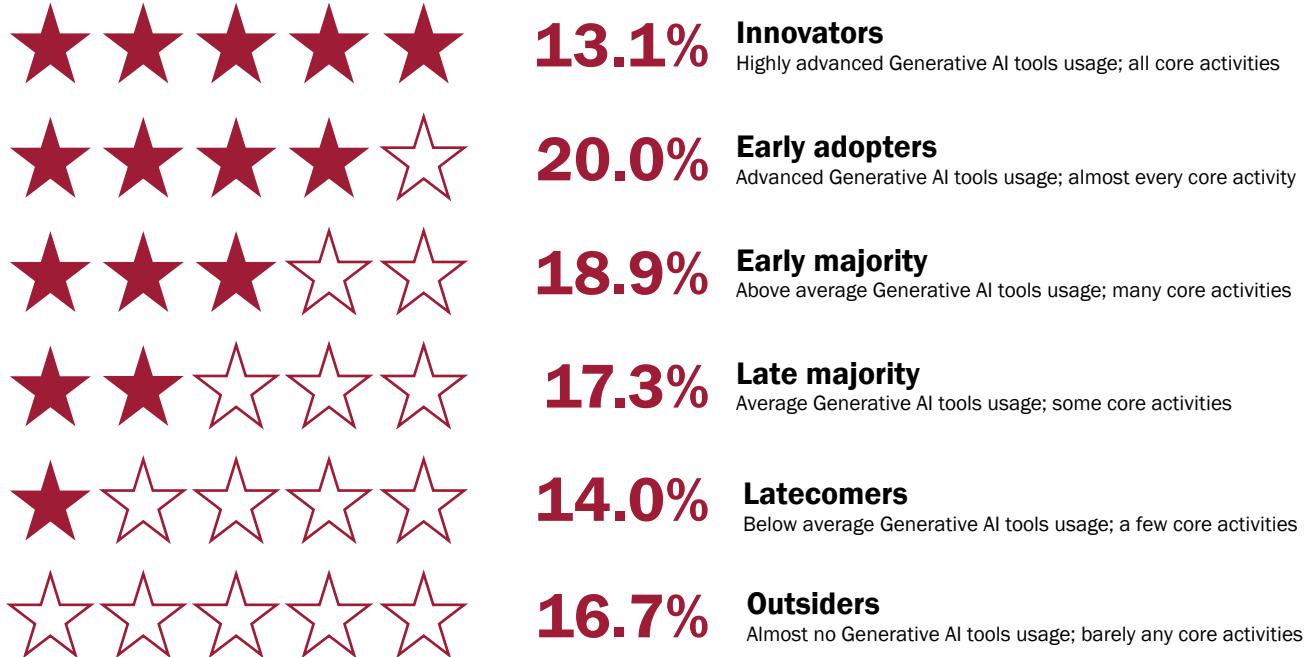
Generative AI tools ...



Note: n = 1,055 communication professionals. Q30: Considering the functions of those Generative AI tools, how do you think Generative AI tools will affect the following activities for communication professionals? Scale 1 (Strongly disagree) – 5 (Strongly agree). Frequencies based on scale points 4–5.

Twenty percent of professionals across North America claimed that their units are “Early adopters” in their use of advanced Generative AI, while 14% claimed “Latecomers” status with below average usage

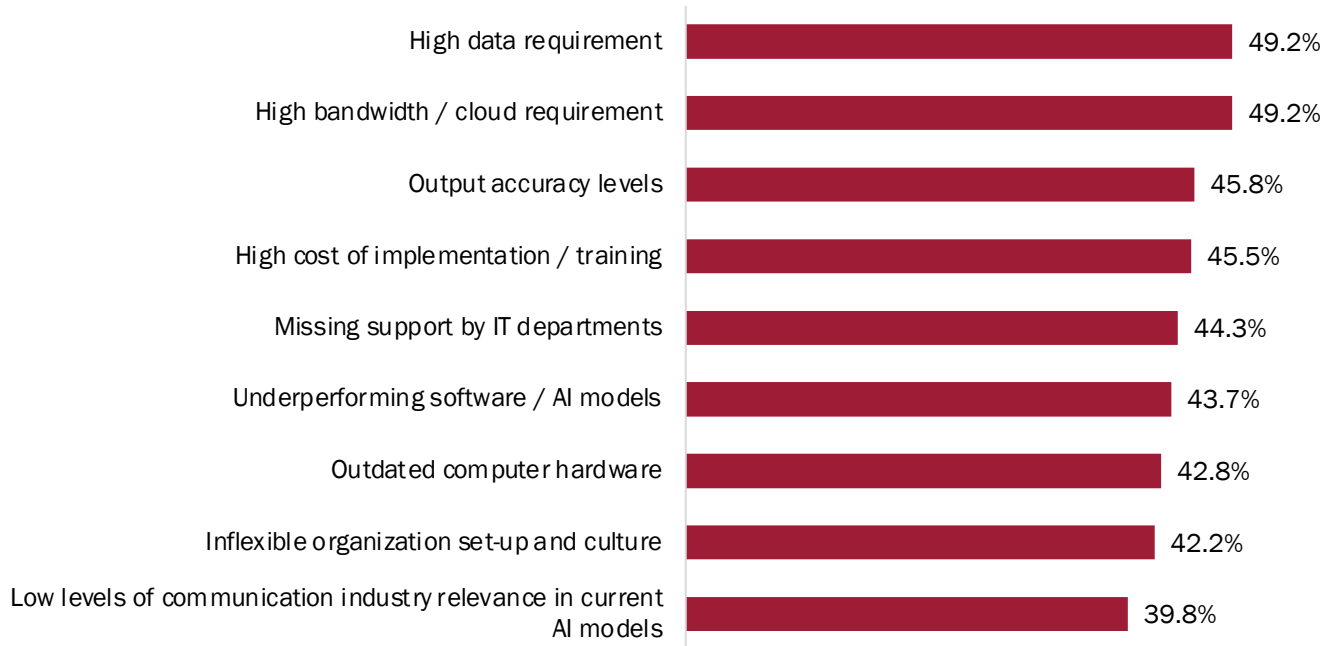
Degree of Generative AI tools use in communication units across North America



Note: n = 1,055 communication professionals. Q31: Previous studies have shown that the extent of digital transformation is quite different in various communication departments and agencies. How would you describe your department or agency in terms of digitalization and the use of Generative AI tools; which of the following categories does it fit into? Please select only one category.

Infrastructure issues related to high data and bandwidth/cloud requirements are the most notable organizational barriers to introducing Generative AI

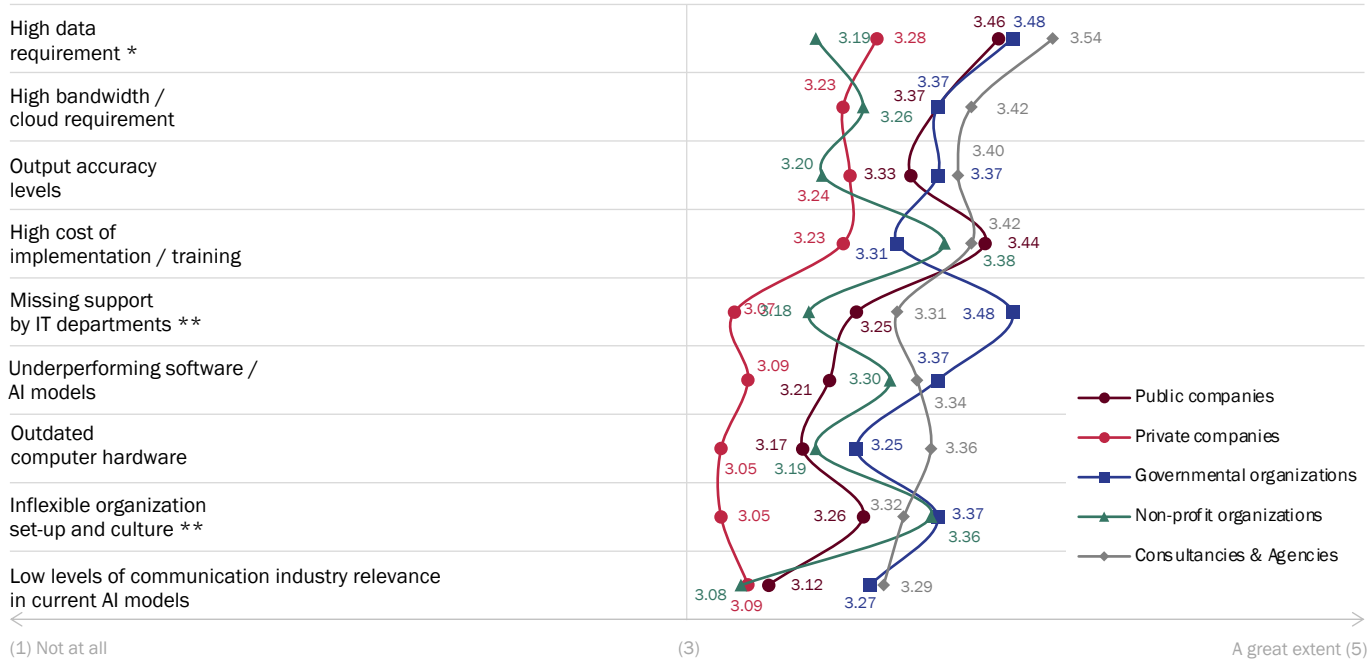
Organizational challenges of introducing Generative AI



Note: n = 1,055 communication professionals. Q32a: To what extent do you consider each of the following as organizational challenges when it comes to introducing Generative AI in your company? Scale 1 (Not at all) – 5 (A great extent). Frequencies based on scale points 4–5.

Professionals who work for private companies are the least concerned about technological barriers

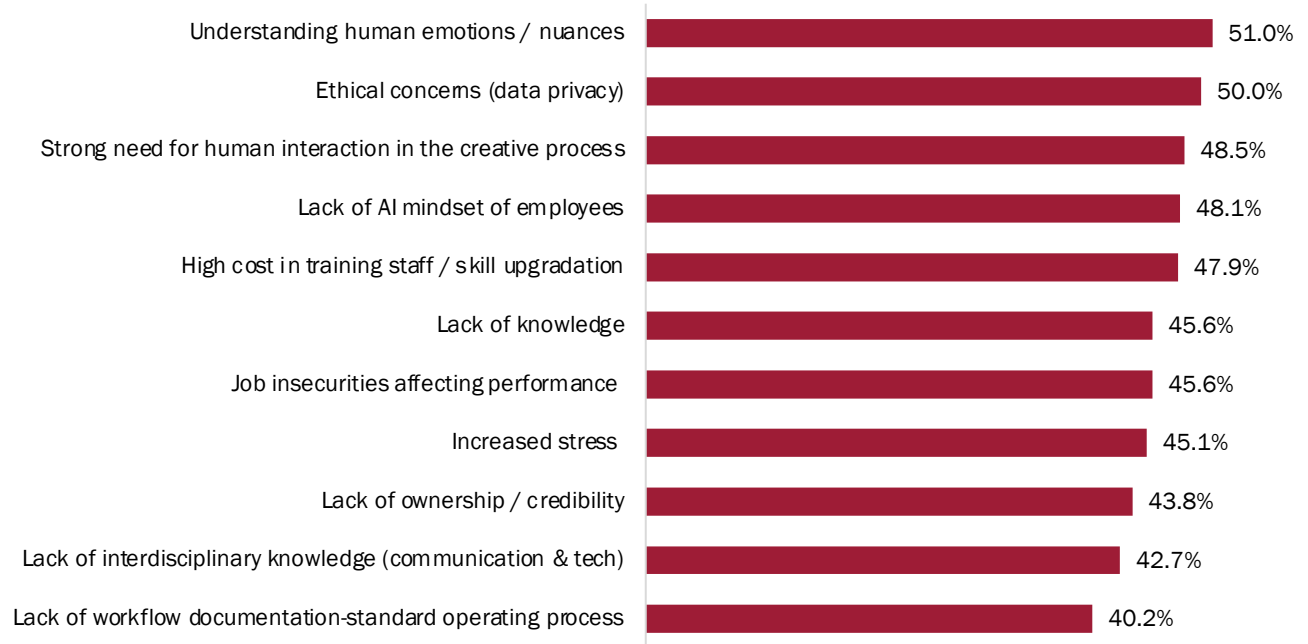
Organizational challenges of introducing Generative AI



Note: n = 1,055 communication professionals. Q32a: To what extent do you consider each of the following as organizational challenges when it comes to introducing Generative AI in your company? Scale 1 (Not at all) – 5 (A great extent). Mean values. ** Highly significant differences (ANOVA, $p \leq 0.01$). * Significant differences (ANOVA, $p \leq 0.05$).

At the individual level, half of the professionals listed understanding of human emotions and nuance (51%) and ethical concerns about data privacy (50%) as the primary challenges of introducing Generative AI

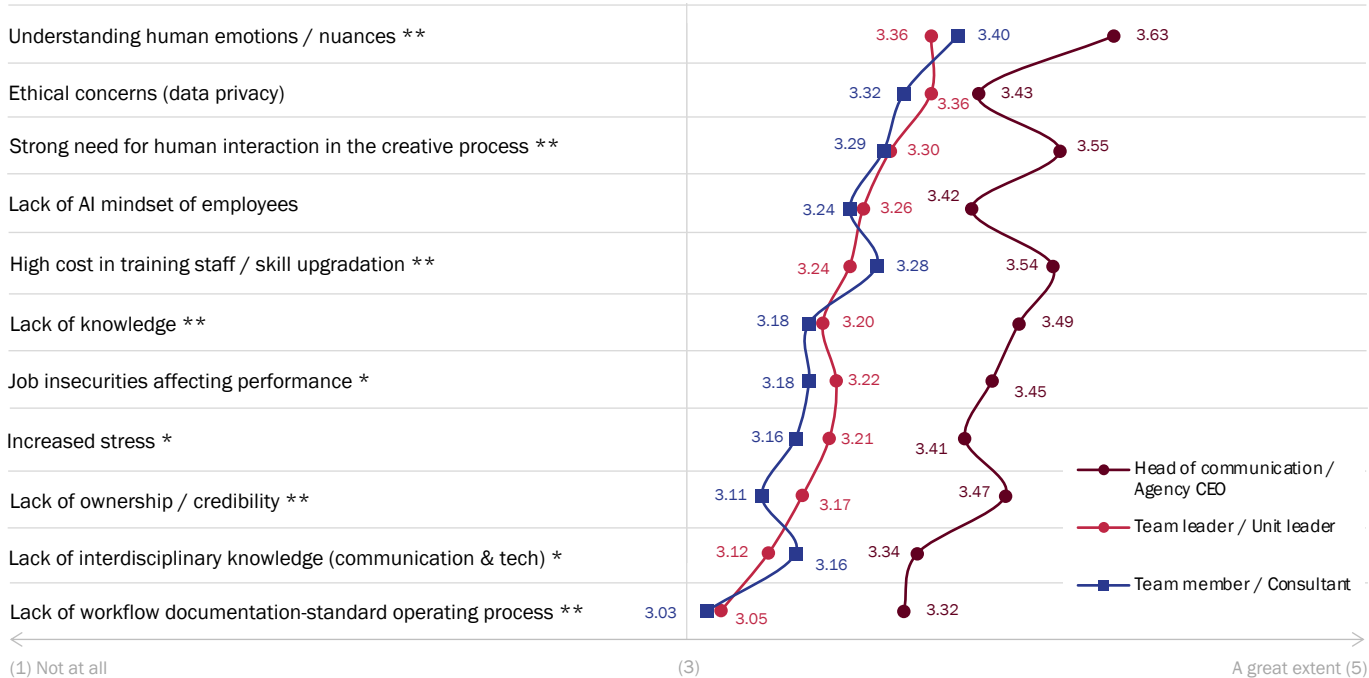
Individual challenges of introducing Generative AI



Note: n = 1,055 communication professionals. Q32b: To what extent do you consider each of the following as individual challenges when it comes to introducing Generative AI in your company? Scale 1 (Not at all) – 5 (A great extent). Frequencies based on scale points 4–5.

Senior leaders are particularly concerned about the organizational challenges they face when introducing Generative AI

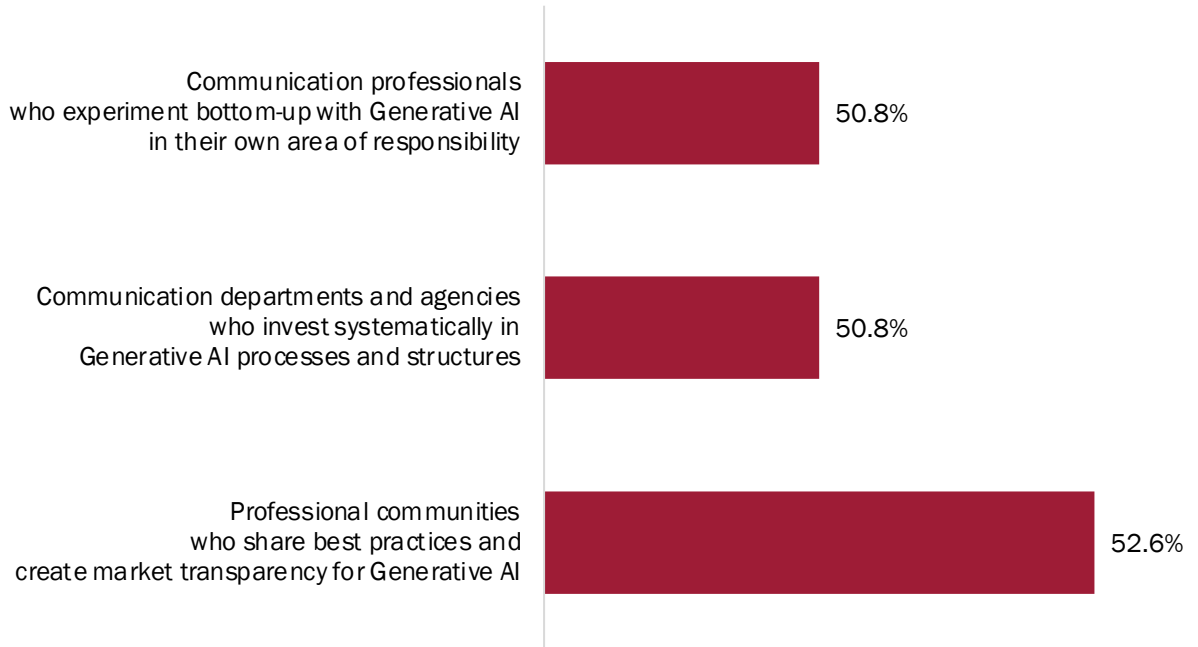
Organizational challenges of introducing Generative AI



Note: n = 1,055 communication professionals. Q32a: To what extent do you consider each of the following as organizational challenges when it comes to introducing Generative AI in your company? Scale 1 (Not at all) – 5 (A great extent). Mean values. ** Highly significant differences (ANOVA, p ≤ 0.01). * Significant differences (ANOVA, p ≤ 0.05).

Most professionals (52%) believe that the responsibility to advance the application of Generative AI tools in the communication profession lies within the macro-level professional communities

Importance of different actors in the field



Note: n = 1,055 communication professionals. Q33: How important are each of the following when it comes to taking the responsibility to advance the application of Generative AI tools? Scale 1 (Not important) – 5 (Very important). Frequencies based on scale points 4–5.

2

Diversity, equality and inclusion as challenge for the profession

Diversity, equity, and inclusion (DEI) influence organizational policies and communications worldwide. While debates about diversity have been around for quite some time, in recent years, discussions have expanded to include putting in place practices, policies and processes to ensure “the fair and just treatment of diverse individuals” (equity) and building a culture of being seen, heard, and valued (inclusion) (Bardhan & Gower, 2023; Bendl et al., 2014; Mor Barak, 2022; Vertovec, 2015). There is also an increasing discussion about the role DEI should play in communications and vice versa (Mundy, 2016). The PR Coalition (2005), a group of 28 associations in the communication profession, stated that public relations had a role in championing diversity in organizations and communities. Other professional bodies have also enlarged and enriched the debate in the last few years (ICCO, 2022b; IPR, 2021; Spector & Spector, 2018).

This NACM explores whether and how this rather normative and conceptual debate resonates in communication management in Canada and the United States. Results show that approximately two-thirds of communication professionals report closely following global trends and debates about DEI (65.2%). About the same percentage of respondents confirm that the topic is heavily discussed in their country (67%), with minor differences (< 3%) between American and Canadian respondents. In North America, public and private companies are leading the way in discussions related to DEI, with such conversations most heavily concentrated among those higher up the communication hierarchy. While communicators report DEI as having a variety of impacts on their internal and external communications, this is more common among practitioners in public companies compared to practitioners in other types of organizations.

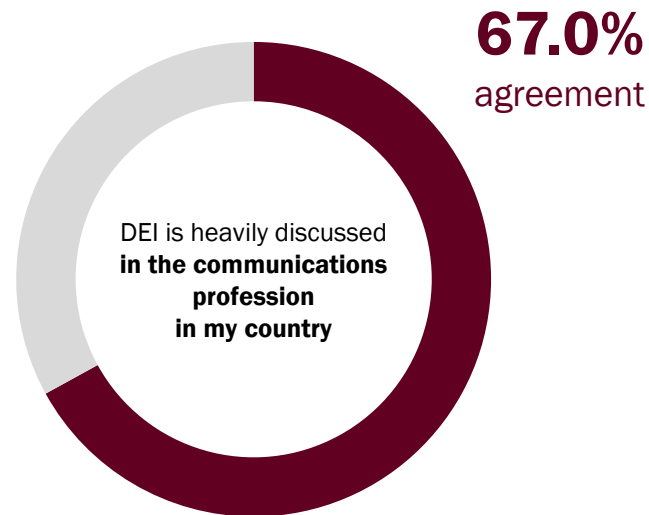
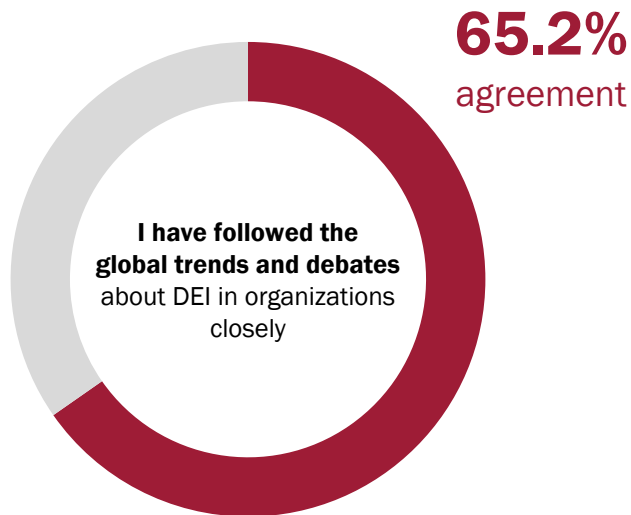
Looking at typical dimensions of diversity, our surveyed professionals reported that DEI is still most commonly considered in terms of ethnicity (62.6%) and age (59.5%) and least in terms of religious and spiritual beliefs (49.5%) in communication initiatives of organizations. However, what it means to embrace DEI in communications varies across different organizations.

In terms of specific DEI actions, communication departments and agencies are most heavily involved in celebrating diversity (63.4%), as well as creating (63.2%) and implementing (62.6%) DEI policies, and less involved in informing external audiences about DEI-related matters (56.2%). Nevertheless, involvement varies by organization type. Practitioners in public companies are generally more engaged in all forms of DEI activities, while those in non-profits are typically less involved in those same activities.

Ethnicity and/or nationality (66.7%) is the most considered dimension of diversity in organizational policies and actions, while diversity in thinking is less thought of (57.6%). While organizations promote internal and external policies related to inclusion, most focus on career development and promotion (70.9%). On the other hand, fewer policies focus on initiatives to include external stakeholders from specific populations (58.9%).

The business case for diversity argues that the more diverse organizations are, the more creative and inclusive thinking, competitive edge in business, a heightened social license, and overall marketplace success (Herring, 2009). The results reported here show North American communication professionals are actively attempting to achieve these benefits.



Two-thirds of communication professionals in North America report following global trends and debates about DEI closely, with similar percentages confirming the relevance of the topic in their country



72.7% rate their knowledge about diversity, equity, and inclusion as “good” or “excellent”.

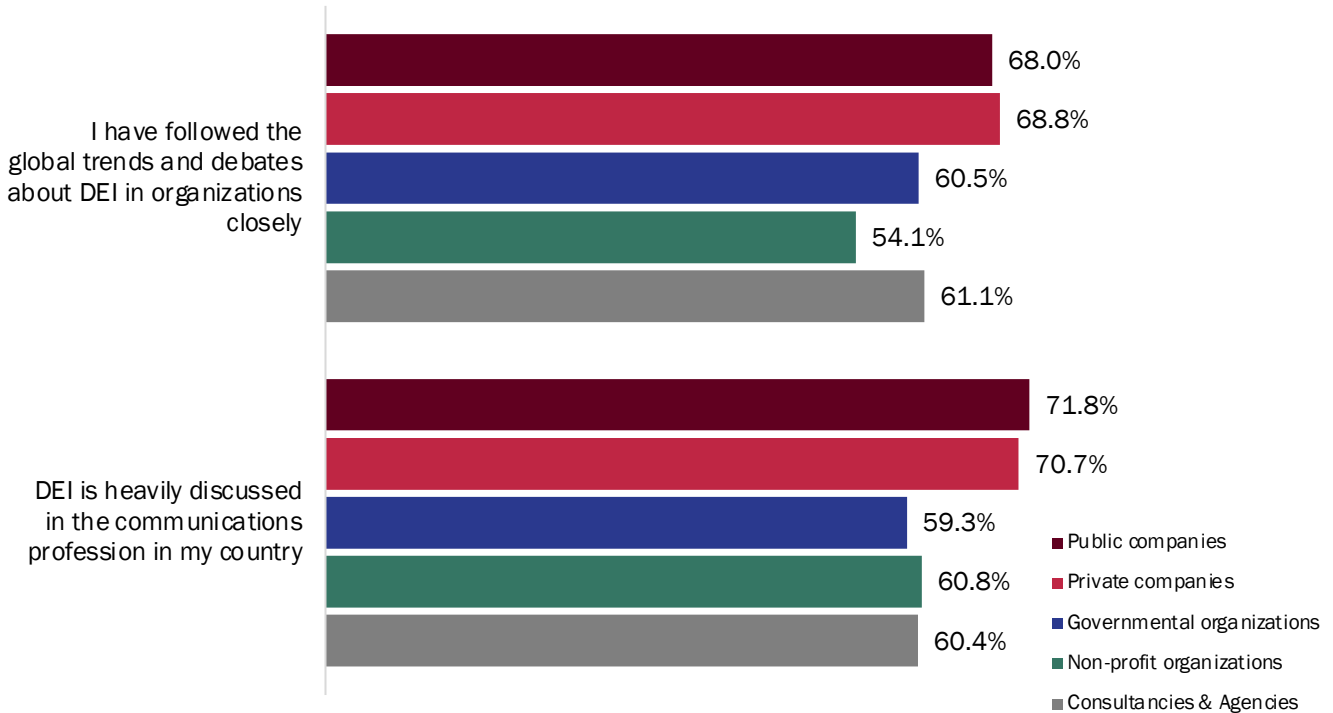
Note: n = 1,055 communication professionals. Q12: Diversity, equity, and inclusion (DEI) are concepts influencing organizational policies and communication activities worldwide. The debate on diversity has grown to include more than gender, race, ethnicity, or physical disabilities. Broader issues such as sometimes invisible differences of people regarding age, social background, sexual orientation, or gender identity are also discussed today. Moreover, the debate on diversity has been expanded to fair treatment of everybody (equity) and building a culture of being seen, heard, and valued (inclusion). To what extent do you agree with the following statements? Scale 1 (Strongly disagree) – 5 (Strongly agree). Frequencies based on scale points 4–5. Q12a: Please rate the following statement. My knowledge about diversity, equity, and inclusion is: ... Scale 1 (Terrible) – 5 (Excellent).

Little difference is reported between the United States and Canada regarding the importance of DEI within the communications profession

	I have followed the global trends and debates about DEI in organizations closely	DEI is heavily discussed in the communications profession in my country
 United States	65.9%	67.0%
 Canada	63.2%	67.1%

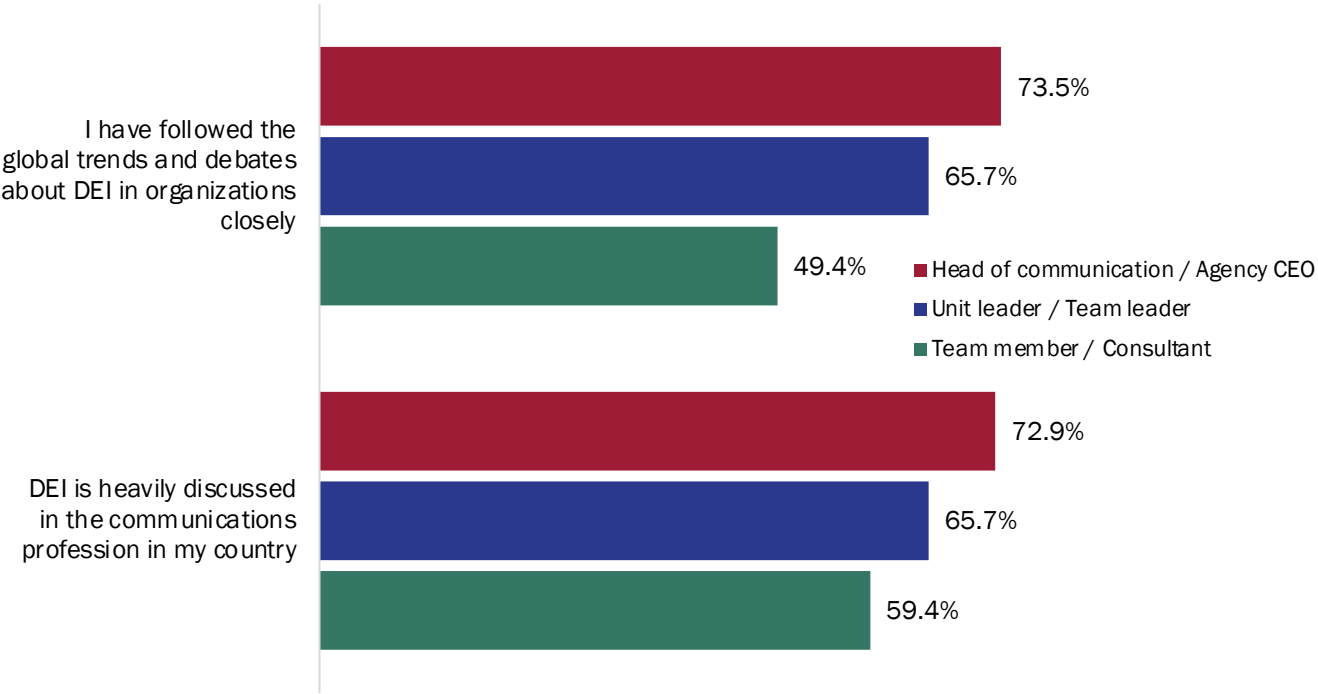
Note: n = 1,055 communication professionals. Q12: To what extent do you agree with the following statements? Scale 1 (Strongly disagree) – 5 (Strongly agree). Frequencies based on scale points 4–5.

Public and private companies in North America outpace governmental organizations, nonprofits, and consultancies/agencies in DEI-related discussions



Note: n = 1,055 communication professionals. Q12: To what extent do you agree with the following statements? Scale 1 (Strongly disagree) – 5 (Strongly agree). Frequencies based on scale points 4–5.

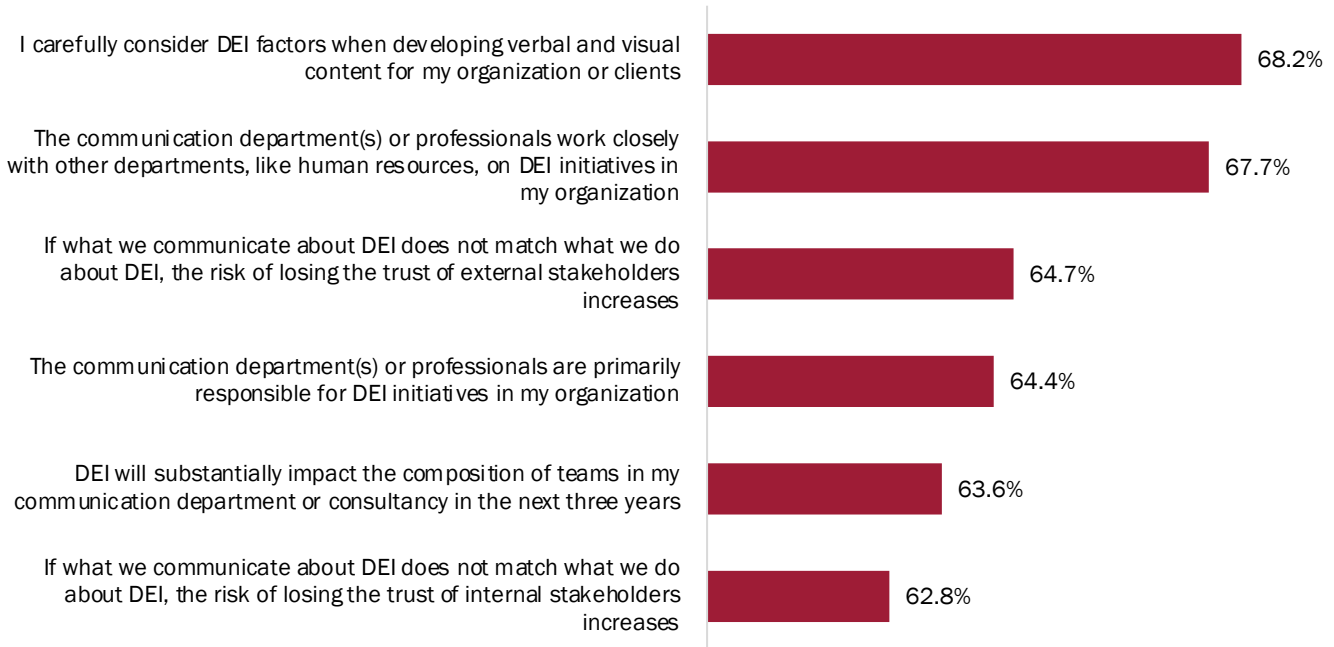
Senior-level communicators pay more attention to and report hearing more discussion about DEI than mid- to entry-level communicators



Note: n = 1,024 communication professionals. Q12: To what extent do you agree with the following statements? Scale 1 (Strongly disagree) – 5 (Strongly agree). Frequencies based on scale points 4–5.

Communicators report a variety of impacts of DEI on their communications, with a mixture of impacts on both internal and external communications

Impact of diversity, equality and inclusion on communications



Note: n = 1,055 communication professionals. Q13: The debate on diversity, equity, and inclusion in organizations and society might influence communications in different ways. How strongly do you agree or disagree with each of the following statements? Scale 1 (Strongly disagree) – 5 (Strongly agree). Frequencies based on scale points 4–5.

Professionals in public companies report generally strong and consistent impacts of DEI on communications relative to practitioners in other organizations

Impact of diversity, equality and inclusion on communications

I carefully consider DEI factors when developing verbal and visual content for my organization or clients

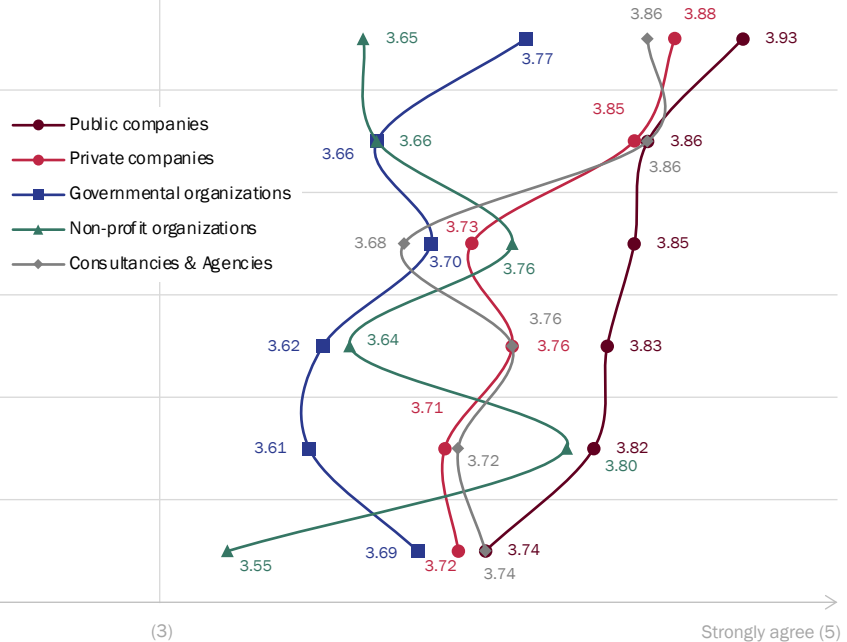
The communication department(s) or professionals work closely with other departments, like human resources, on DEI initiatives in my organization

If what we communicate about DEI does not match what we do about DEI, the risk of losing the trust of external stakeholders increases

The communication department(s) or professionals are primarily responsible for DEI initiatives in my organization

DEI will substantially impact the composition of teams in my communication department or consultancy in the next three years

If what we communicate about DEI does not match what we do about DEI, the risk of losing the trust of internal stakeholders increases



(1) Strongly disagree

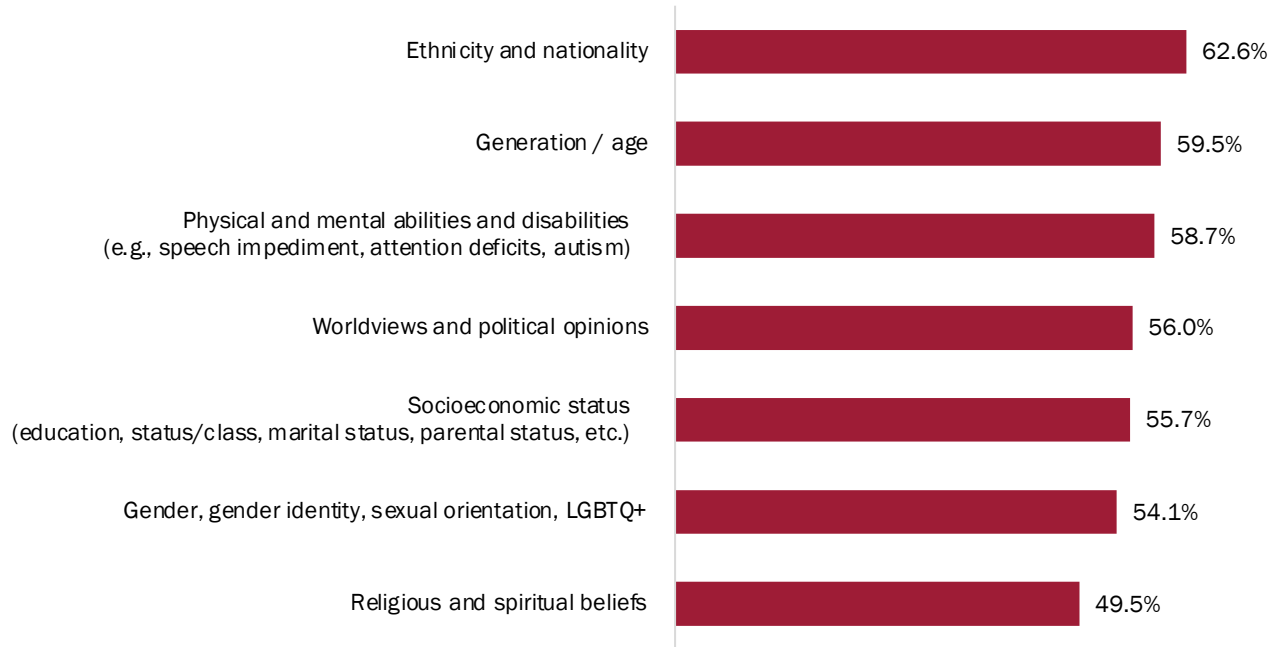
(3)

Strongly agree (5)

Note: n = 1,055 communication professionals. Q13: The debate on diversity, equity, and inclusion in organizations and society might influence communications in different ways. How strongly do you agree or disagree with each of the following statements? Scale 1 (Strongly disagree) – 5 (Strongly agree). Mean values.

The DEI dimensions of ethnicity, age, and physical and mental abilities are considered more often than religious and spiritual beliefs

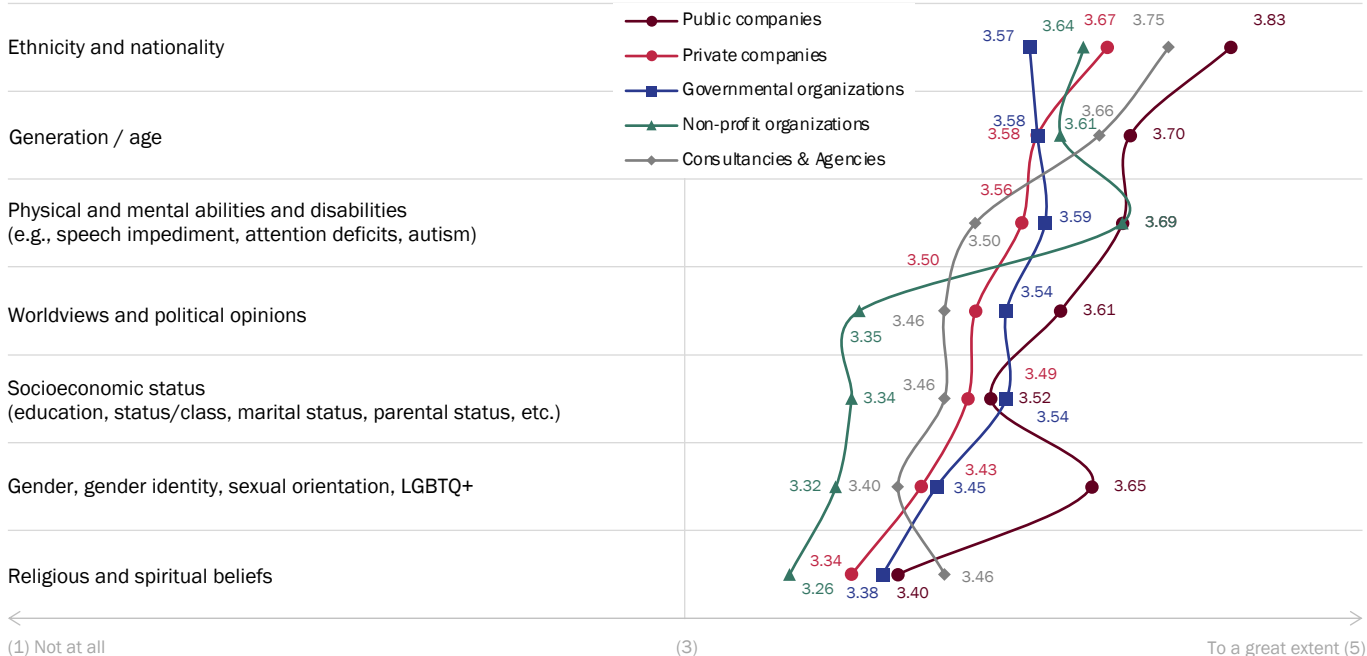
Dimensions of diversity considered in communication initiatives of organizations



Note: n = 1,055 communication professionals. Q14: Taking care of diversity might impact content creation as well as the selection of channels and platforms in organizational and corporate communications. To what extent are the following dimensions of diversity considered in the communication initiatives of your organization? Scale 1 (Not at all) – 5 (To a great extent). Frequencies based on scale points 4–5.

Embracing DEI in communications translates differently depending on the organization

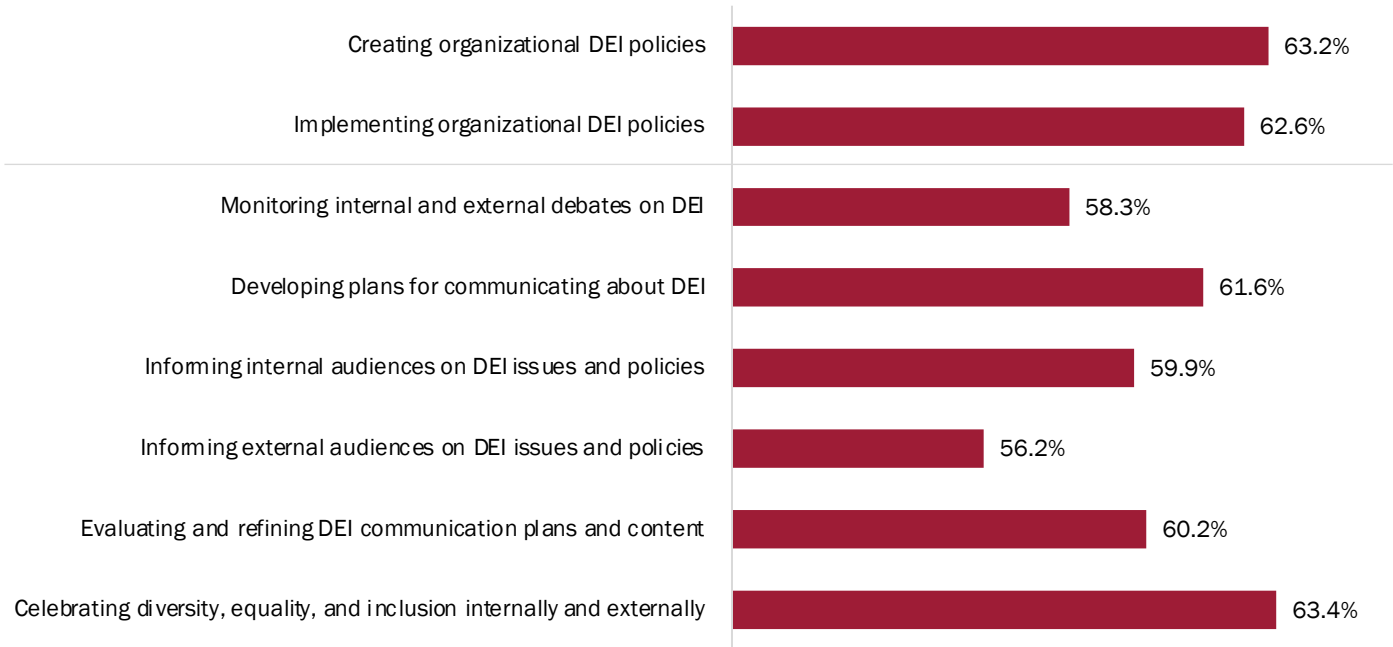
Dimensions of diversity considered in communication initiatives of organizations



Note: n = 1,055 communication professionals. Q14: To what extent are the following dimensions of diversity considered in the communication initiatives of your organization? Scale 1 (Not at all) – 5 (To a great extent). Mean values.

Communication departments and agencies are most heavily involved in celebrating DEI, as well as creating and implementing policies, and less involved in informing external audiences about DEI-related matters

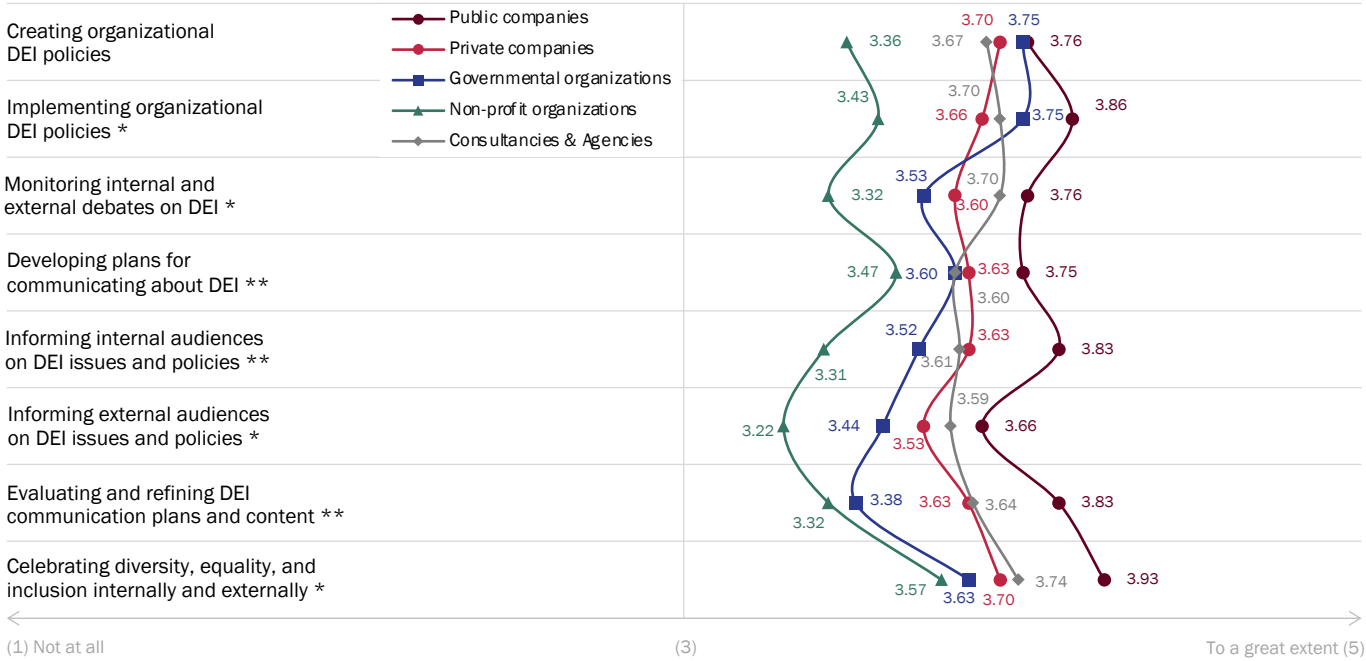
Responsibilities of communication units for DEI initiatives



Note: n = 1,055 communication professionals. Q15: To what extent does your department or agency actively engage in establishing or communicating diversity, equity, and inclusion (DEI) policies for your organization or clients in the following ways? Scale 1 (Not at all) – 5 (To a great extent). Frequencies based on scale points 4–5.

Communication professionals in public companies are more involved in all forms of DEI activities as compared to colleagues in other organizations

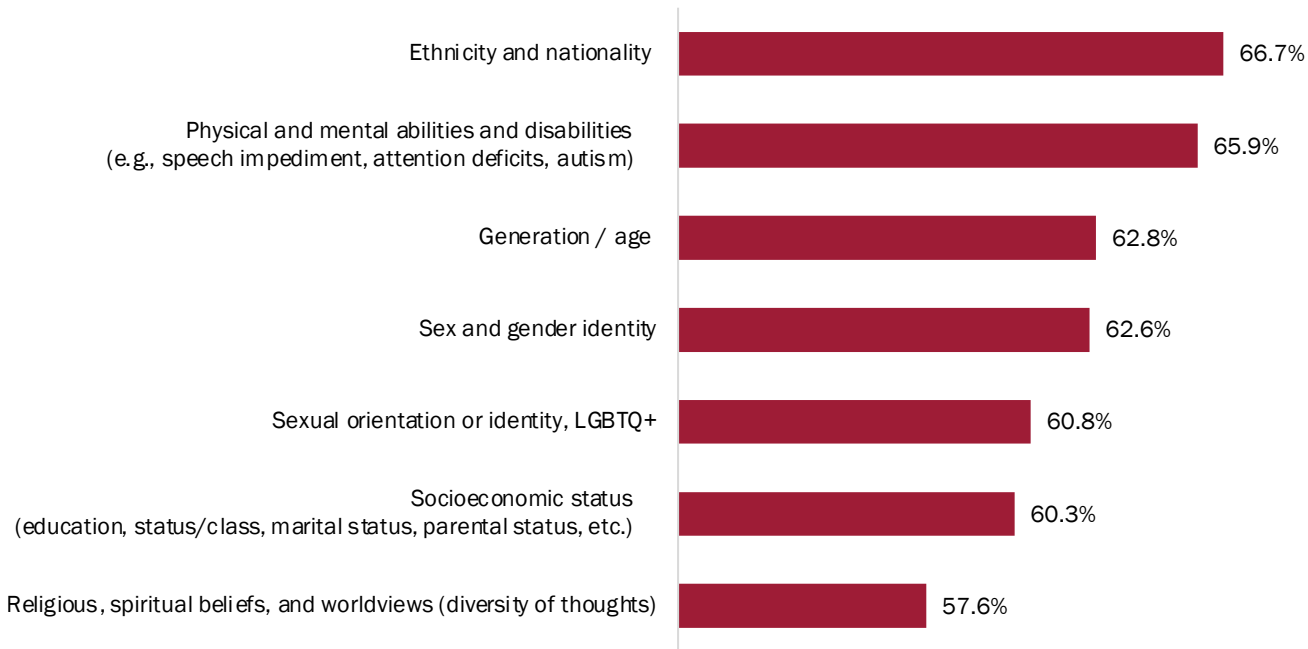
Responsibilities of communication units for DEI initiatives



Note: n = 1,055 communication professionals. Q15: To what extent does your department or agency actively engage in establishing or communicating diversity, equity, and inclusion (DEI) policies for your organization or clients in the following ways? Scale 1 (Not at all) – 5 (To a great extent). Mean values. ** Highly significant differences (ANOVA, p ≤ 0.01). * Significant differences (ANOVA, p ≤ 0.05).

Ethnicity and nationality are the most commonly considered dimension of diversity in organizational policies and actions

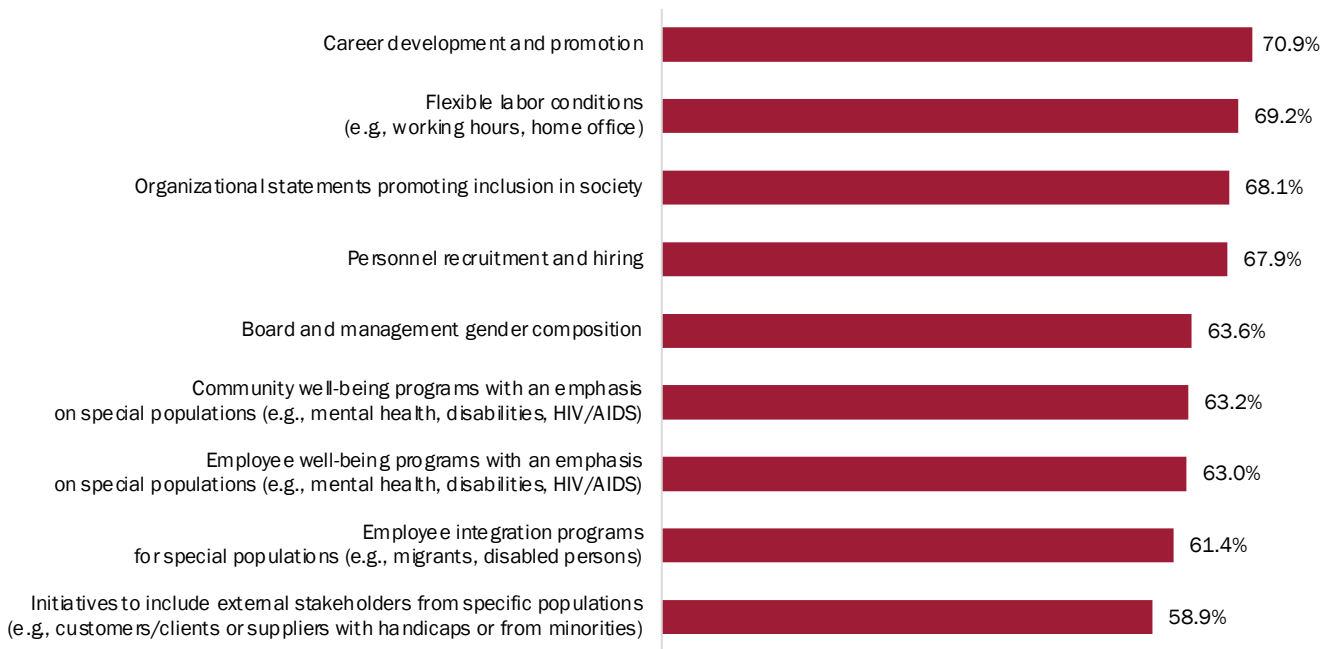
Dimensions of diversity considered in **organizational policies and actions**



Note: n = 1,055 communication professionals. Q16: Diversity can be understood quite differently in organizations. The concept can include more or less socially meaningful categorizations that reflect the variety of distinctive groups of a society with a range. If you think of your organization: How important, if at all, are each of the following dimensions of diversity in terms of organizational policies and actions? Scale 1 (Not important) – 5 (Very important). Frequencies based on scale points 4–5.

Organizations are involved in promoting internal and external policies of inclusion; most focus on career development and promotion, and fewer focus on initiatives to include external stakeholders

Policies of inclusion communicated internally and externally by the organization



Note: n = 1,055 communication professionals. Q17: Successful diversity initiatives lead to inclusion practices in which distinctive groups are empowered and opportunities for their participation are embedded in policies, decisions, and actions. To what extent are the following policies of inclusion communicated internally and externally by your organization? Scale 1 (Not at all) – 5 (To a great extent). Frequencies based on scale points 4–5.

3

Empathic leadership
in communication teams

During times of crisis, such as the recent COVID-19 pandemic, it has been argued that leaders of organizations must communicate with greater empathy. Is this also true for communication leaders in other situations? In this edition of the NACM, we researched various dimensions of empathic leadership and its effects on mental health, commitment, and well-being.

Scholars suggest that the ability to have and display empathy is a critical part of effective and servant leadership (Greenleaf, 1970; Spears, 2002). Empathy refers to “standing in the shoes” of another person and attempting to see the world from their point of view. Empathic leaders demonstrate that they truly understand what followers are thinking and feeling. Empathy enables leaders to show individualized levels of consideration to followers (e.g., Avolio & Bass, 1995), to recognize emotion in others (Rubin et al., 2005), and to be aware both of themselves and of the context within which they are communicating (Walumbwa et al., 2008).

Results show that more than two-thirds of communication professionals in North America report that their communication leaders have increased levels of empathy during the last year (67.9%) and are generally empathic when communicating with colleagues (71.2%). Further, approximately three-quarters believe their organization’s senior leadership conveys empathy.

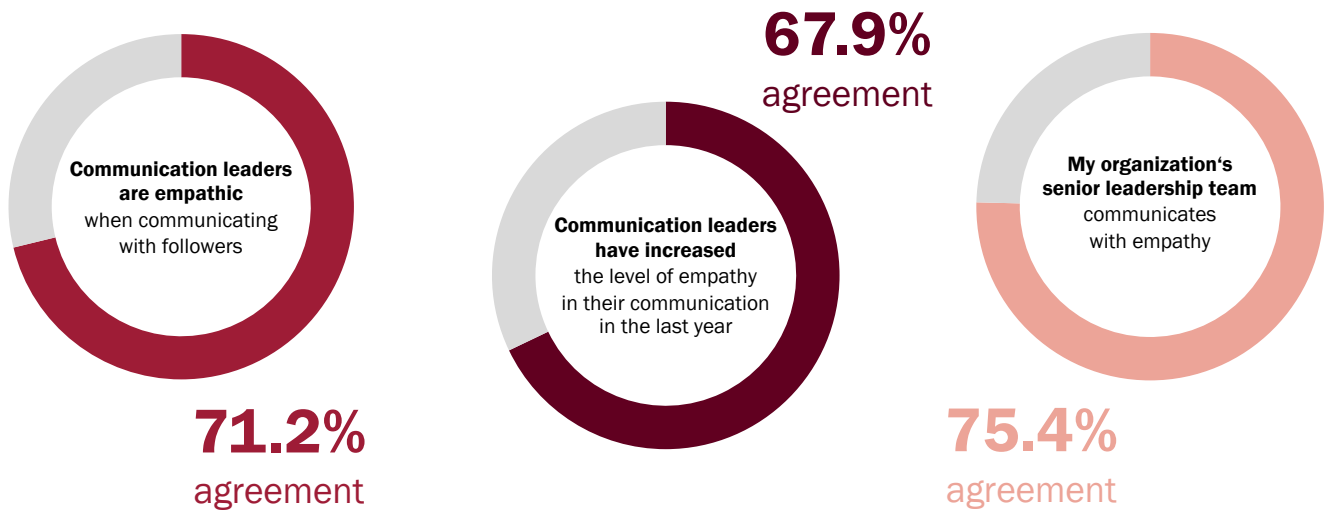
The top four ways leaders show empathy are: 1) paying attention and listening well (74.9%), 2) identifying other team member’s strengths and limitations (72.8%), 3) always asking questions to be sure they understand others (71.8%), and 4) caring about the personal well-being of others and showing sensitivity and understanding (71.4%). Nevertheless, there are noticeable differences in empathic leadership across organization types. Generally, private companies tend to lead the way in displaying empathy, while governmental organizations are susceptible to lag.

The findings also show that, overall, communicators are committed to the organization that they work for, with nearly seven out of ten reporting a sense of belonging, attachment, and personal meaning to their current organization. Similarly, most of the surveyed communication professionals report being both enthused about their job (72.6%) and immersed in their work (69.6%). However, their reported energy levels are slightly lower (61.4%).

When considering the dimension of mental health (van Dierendonk et al., 2001), there is evidence that many communicators feel used up at the end of their workday (46.1%), even while the vast majority feel capable of effectively solving problems that arise (76.9%). However, more than one-third of communication professionals intend to change jobs during the coming year. When broken down by gender, the results showed that men and women reported similar mental health issue levels. A similar analysis focusing on age found younger communication professionals are less satisfied with their work and post the highest turnover intentions. Issues of mental health and turnover also varied across organization types.

Among the most important takeaways is that empathic leadership plays a role in workplace satisfaction. Unsurprisingly, those working for empathic leaders reported higher organization commitment, work engagement, positive mental health, and lower turnover intentions. This is a strong argument for developing leadership competencies and team culture. The good news is that more than two-thirds of communication professionals believe that their organization and its senior leaders are committed to empathic leadership and transparency.

More than two-thirds of communication professionals in North America report that their communication leaders have increased empathy during the last year and are empathic when communicating with colleagues

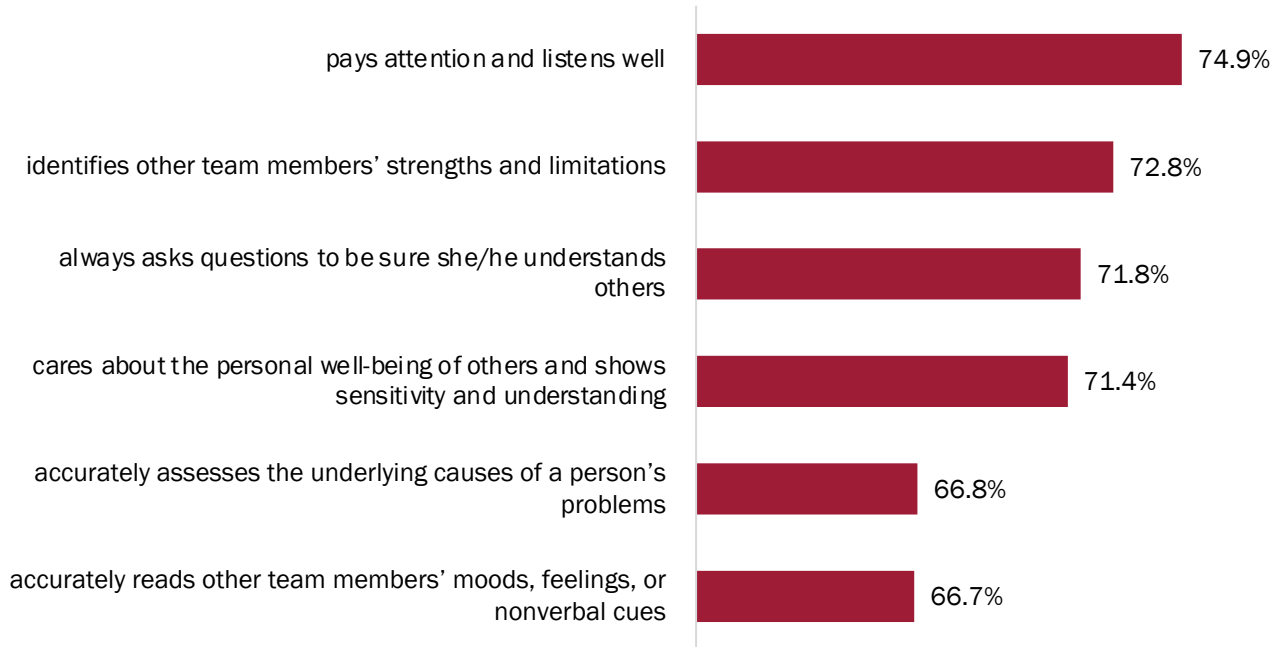


*44.5% report to a female and 51.2% to a male leader.
4.4% are top communicator / agency head or owner themselves.*

Note: n = 1,055 communication professionals. Q18: During the COVID-19 pandemic and additionally in response to new demands from younger generations, many leaders in organizations have changed their communication styles and humanized the way they interact. Also, many heads of communication departments and agencies show empathy when connecting to their teams, i.e. by trying to understand other people's feelings and emotions, and by putting themselves in someone else's shoes and taking an active interest in their concerns. When thinking of your own organization: How strongly do you agree or disagree with each of the following? Scale 1 (Strongly disagree) – 5 (Strongly agree). Top communicators who do not report to a leader were asked for a self-assessment. Frequencies based on scale points 4–5. Q19a: Please rate the following statement: ... Scale 1 (Strongly disagree) – 5 (Strongly agree). Frequency based on scale points 4–5. Q43: What is the gender of your direct communication leader / supervisor?

Three-quarters of professionals report that their communication leader shows empathy by paying attention and listening well; just two-third report that their leader accurately reads moods, feelings, or nonverbal cues

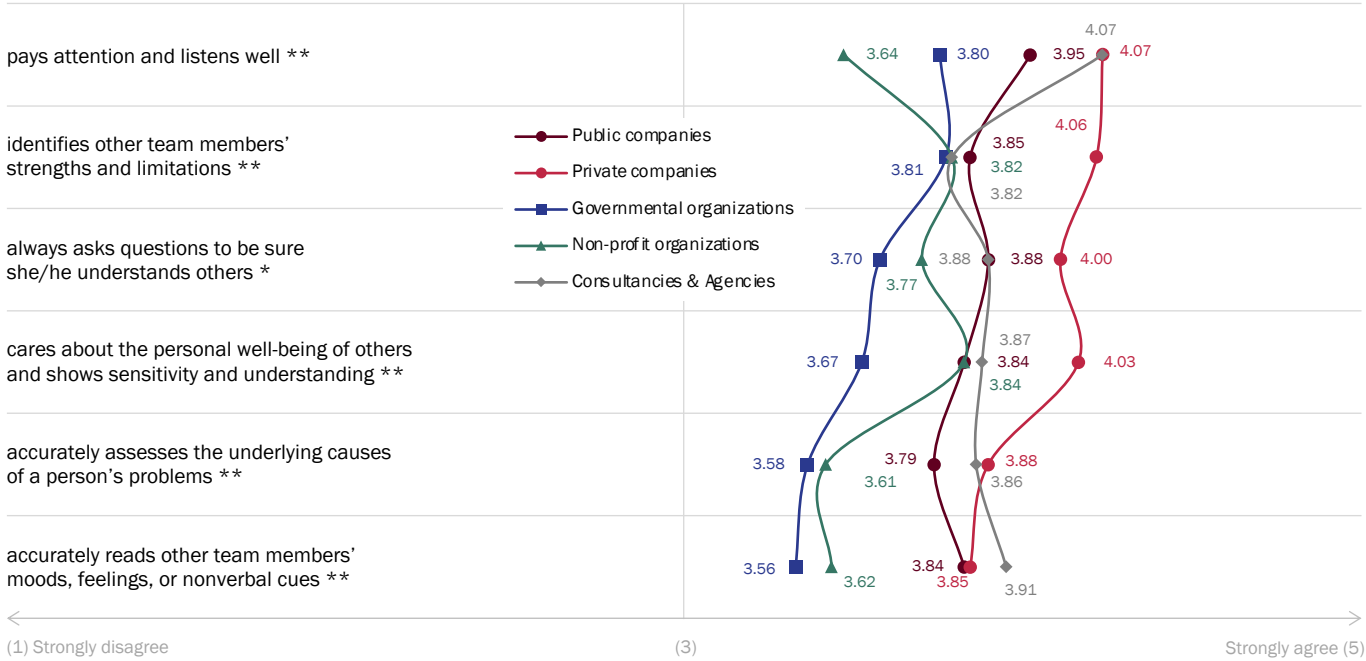
The communication leader ...



Note: n = 1,055 communication professionals. Q19: How strongly do you agree or disagree with each of the following? Scale 1 (Strongly disagree) – 5 (Strongly agree). Top communicators who do not report to a leader were asked for a self-assessment. Frequencies based on scale points 4–5.

There are striking differences in empathic leadership across organization types, with private companies generally leading the way and governmental organizations most likely to be lagging

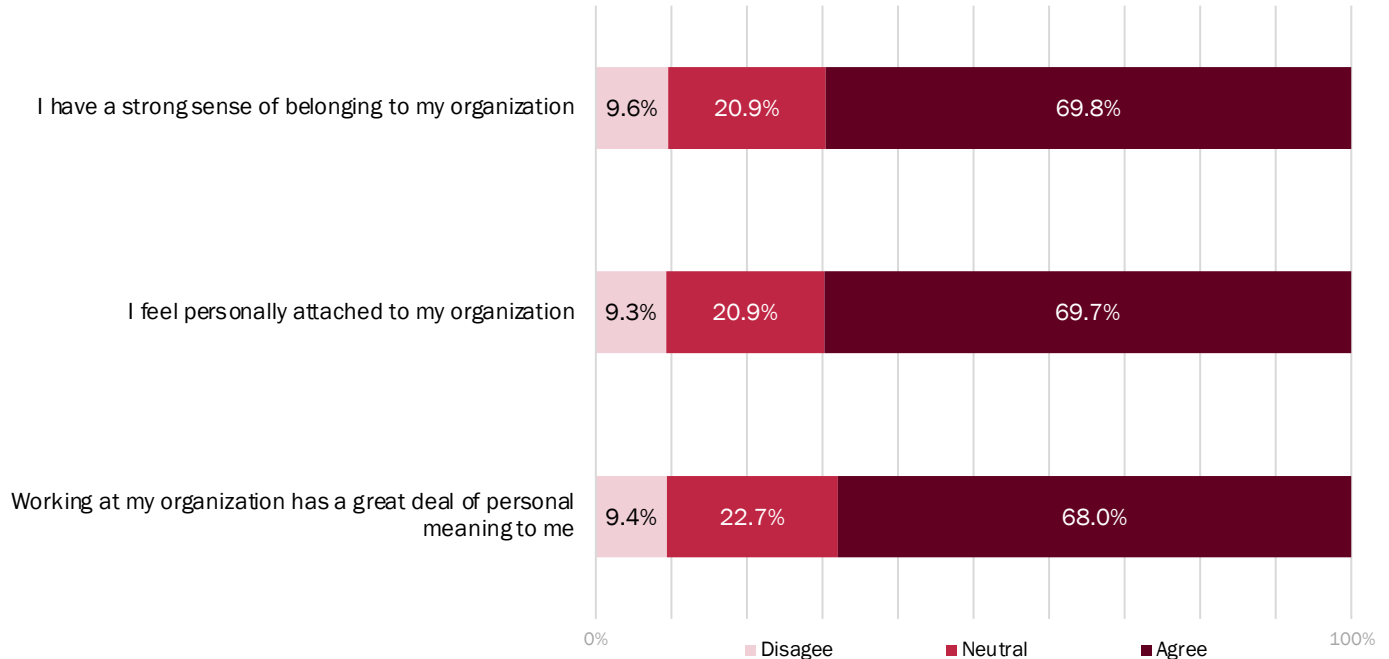
The communication leader ...



Note: n = 1,055 communication professionals. Q19: How strongly do you agree or disagree with each of the following? Scale 1 (Strongly disagree) – 5 (Strongly agree). Top communicators who do not report to a leader were asked for a self-assessment. Mean values. ** Highly significant differences (ANOVA, p ≤ 0.01). * Significant differences (ANOVA, p ≤ 0.05).

Nearly 70% of communication professionals report strong loyalty to their organization

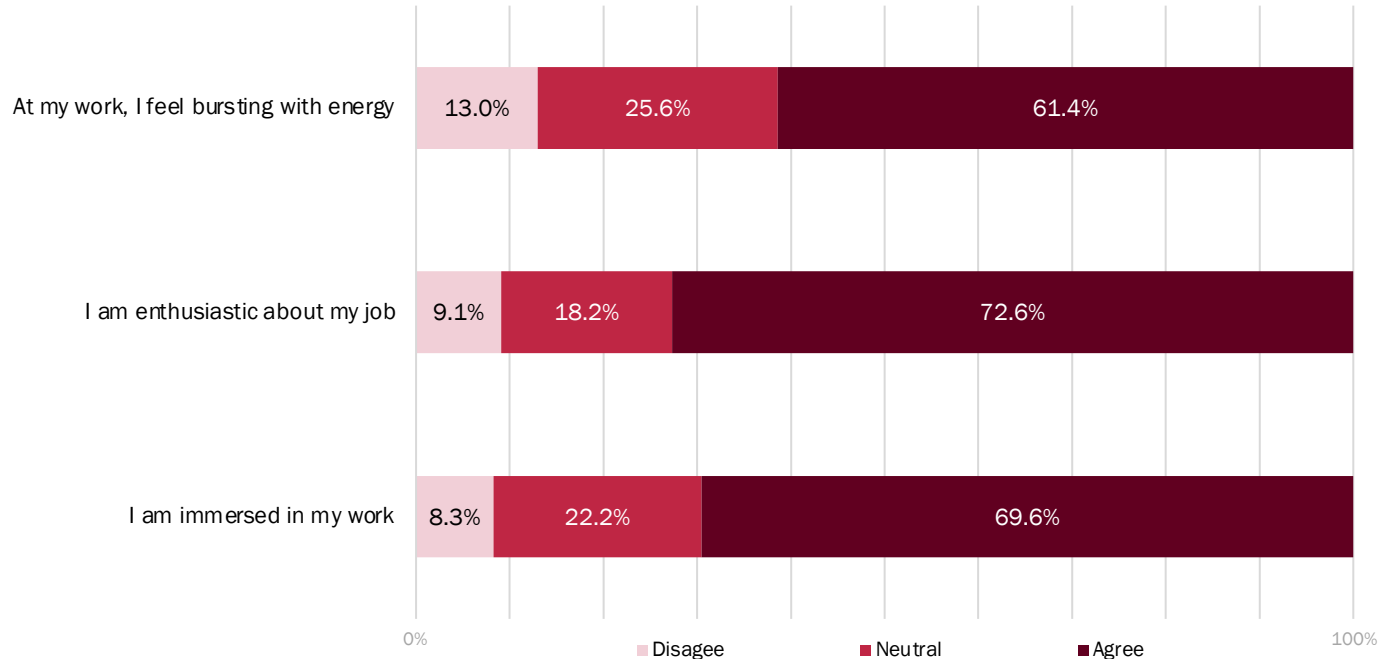
Organizational commitment, measured with three items



Note: n = 1,055 communication professionals. Q20 (items 8–10): The working environment of communication professionals may change as empathy in communication becomes more prevalent. Thinking of your daily work as a communication professional, how strongly do you agree or disagree with each of the following? Scale 1 (Strongly disagree) – 5 (Strongly agree). Disagree: scale points 1–2; neutral: scale point 3; agree: scale points 4–5.

Communication professionals generally report being both enthused and immersed in their work

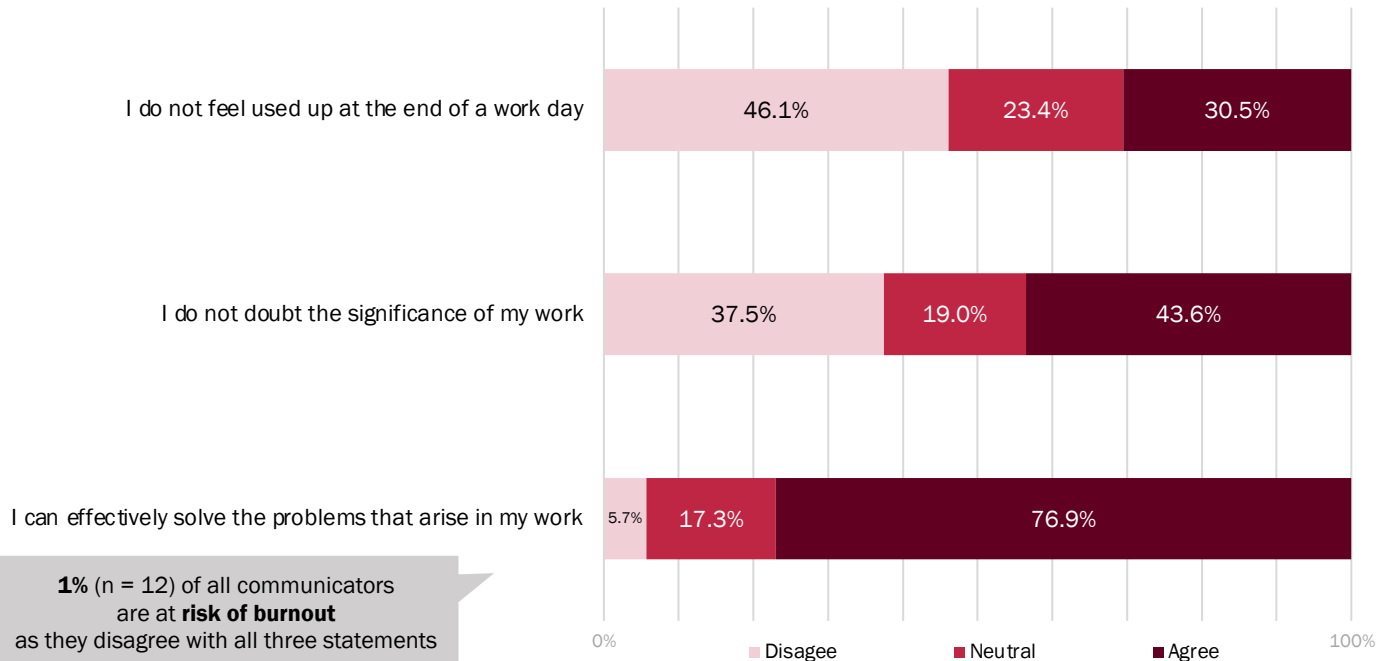
Work engagement, measured with three items



Note: n = 1,055 communication professionals. Q20 (items 1–3): The working environment of communication professionals may change as empathy in communication becomes more prevalent. Thinking of your daily work as a communication professional, how strongly do you agree or disagree with each of the following? Scale 1 (Strongly disagree) – 5 (Strongly agree). Disagree: scale points 1–2; neutral: scale point 3; agree: scale points 4–5.

Communication professionals report they can solve the problems that arise in their work, but three in ten also report feeling “used up” at the end of a workday; more than one-third doubt the significance of their work

Mental health, measured with three items



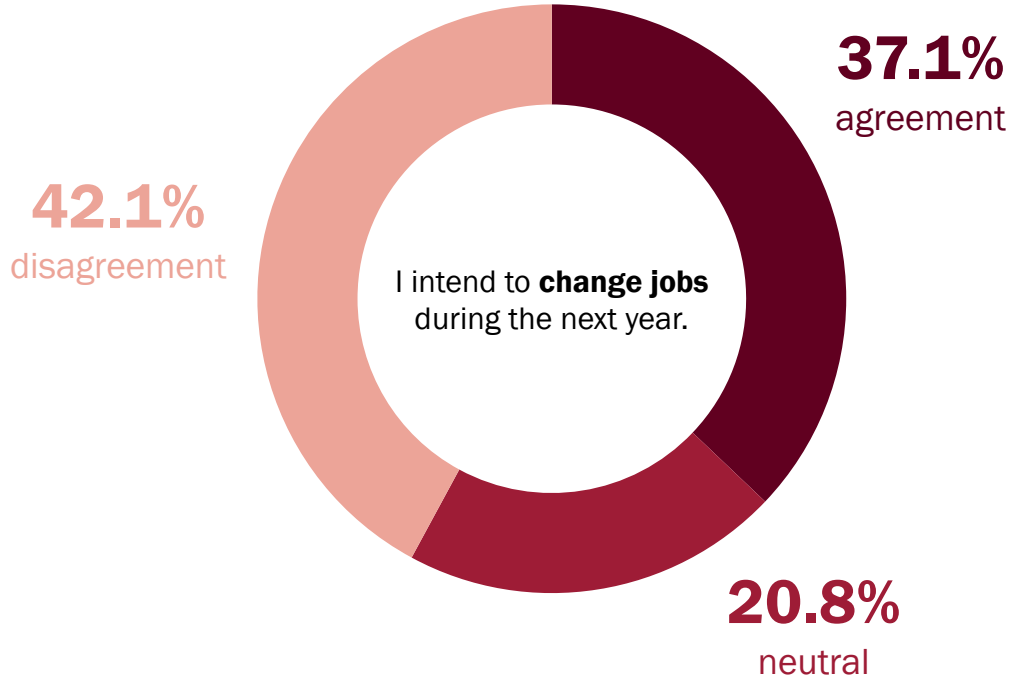
1% (n = 12) of all communicators are at **risk of burnout** as they disagree with all three statements

Note: n = 1,055 communication professionals. Q20 (items 4–6): The working environment of communication professionals may change as empathy in communication becomes more prevalent. Thinking of your daily work as a communication professional, how strongly do you agree or disagree with each of the following? Scale 1 (Strongly disagree) – 5 (Strongly agree). Disagree: scale points 1–2; neutral: scale point 3; agree: scale points 4–5.

Communicators on the move?

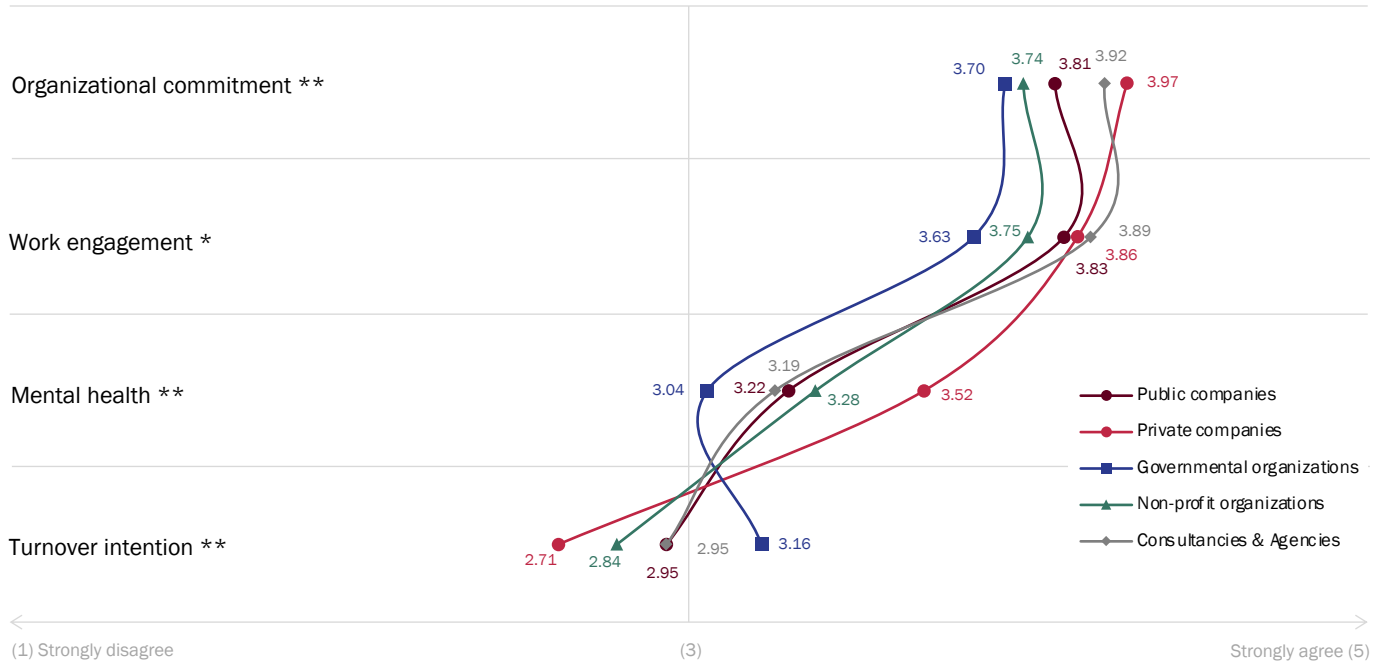
More than one-third of communication professionals intend to change jobs in the coming year, with an additional 20% neutral on where they will be

Turnover intention



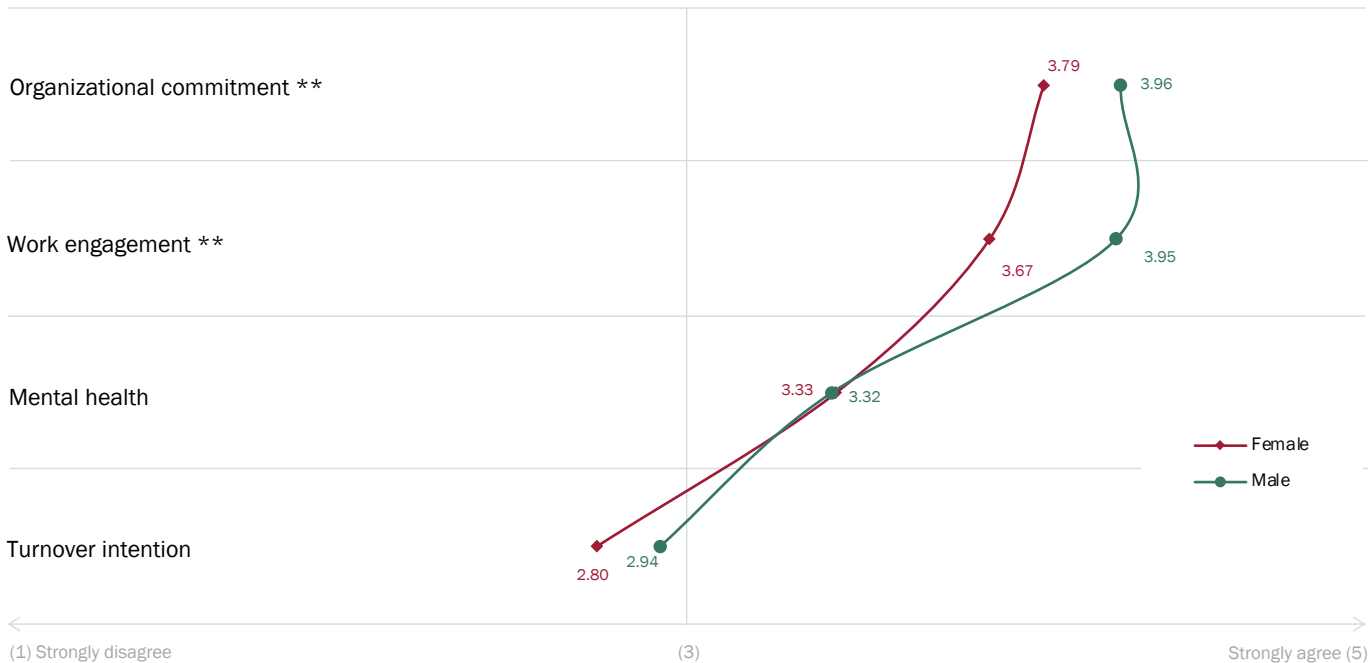
Note: n = 1,055 communication professionals. Q20 (item 9): The working environment of communication professionals may change as empathy in communication becomes more prevalent. Thinking of your daily work as a communication professional, how strongly do you agree or disagree with each of the following? Scale 1 (Strongly disagree) – 5 (Strongly agree). Disagree: scale points 1–2; neutral: scale point 3; agree: scale points 4–5.

Communication professionals in private companies and consultancies report higher commitment, work engagement, and mental health; those in governmental organizations report the lowest levels of mental health



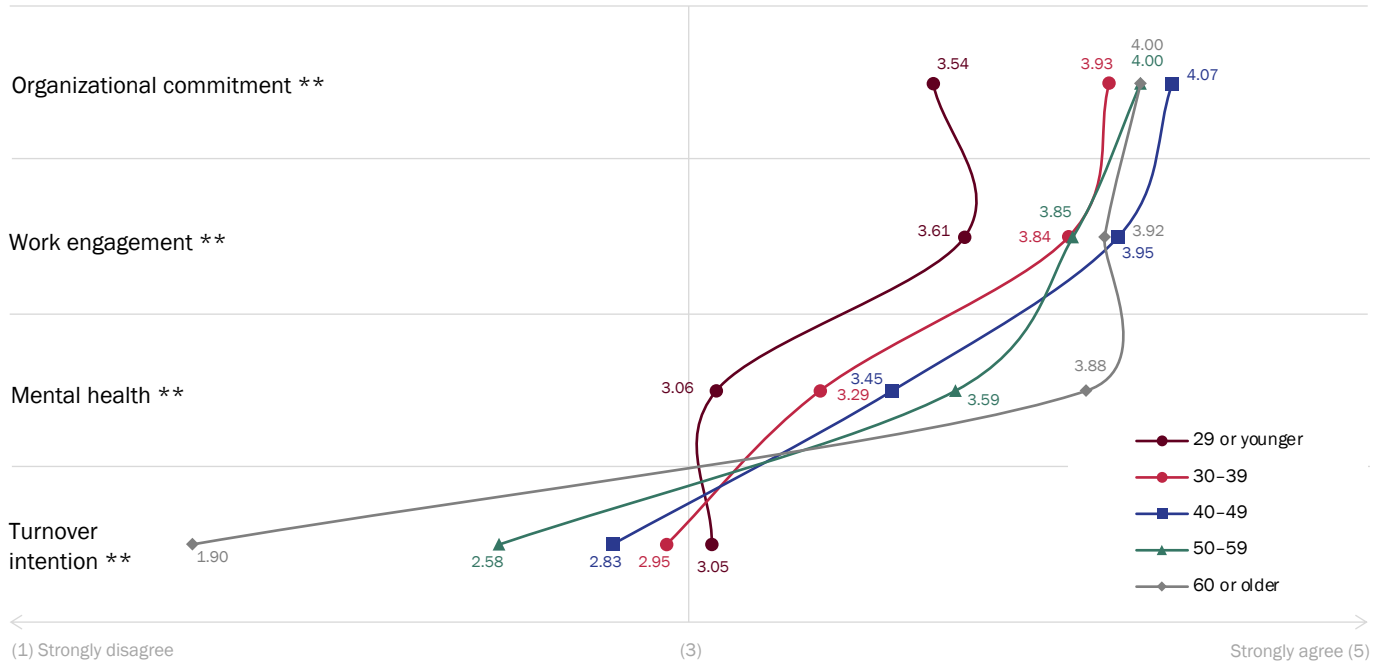
Note: n = 1,055 communication professionals. Q20: The working environment of communication professionals may change as empathy in communication becomes more prevalent. Thinking of your daily work as a communication professional, how strongly do you agree or disagree with each of the following? Scale 1 (Strongly disagree) – 5 (Strongly agree). Mean values of indices. ** Highly significant differences (ANOVA, $p \leq 0.01$). * Significant differences (ANOVA, $p \leq 0.05$).

While men and women do not differ in reported mental health problems, women report lower levels of organizational commitment, work engagement, and turnover intentions



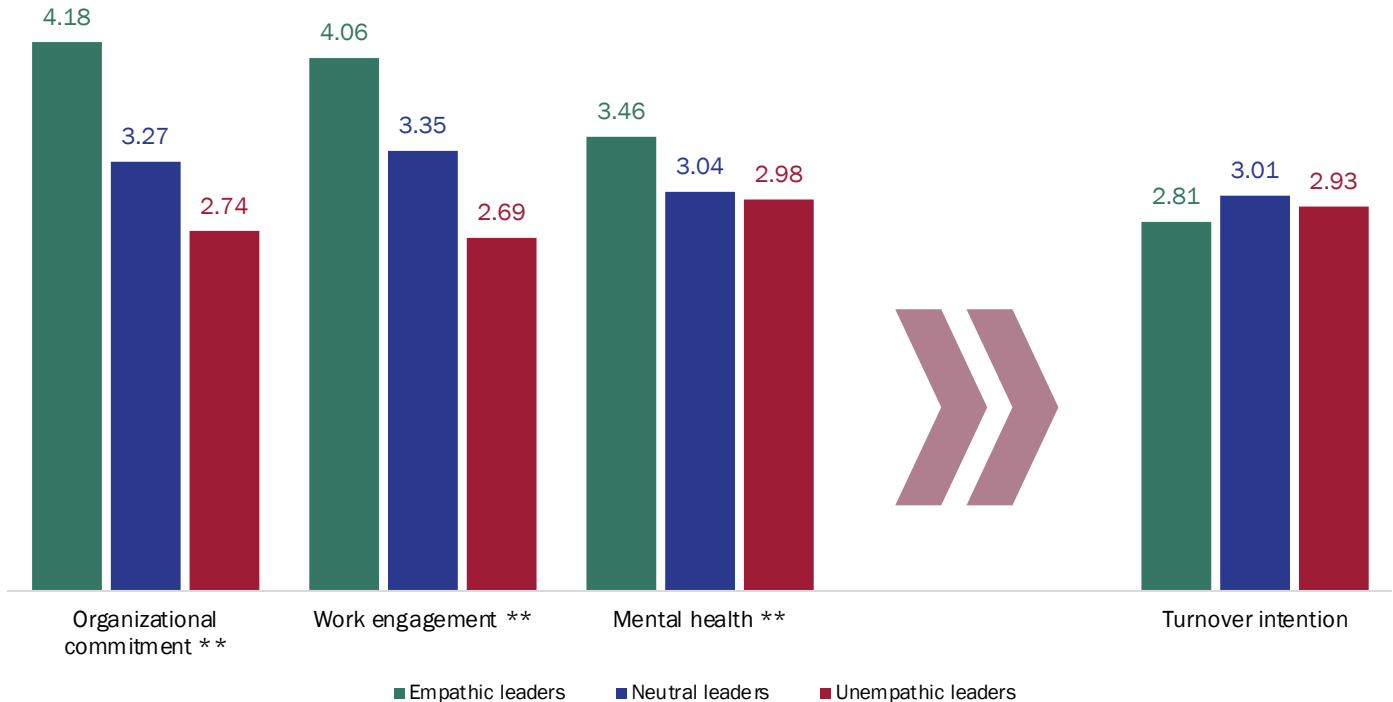
Note: n = 1,051 communication professionals. Q20: The working environment of communication professionals may change as empathy in communication becomes more prevalent. Thinking of your daily work as a communication professional, how strongly do you agree or disagree with each of the following? Scale 1 (Strongly disagree) – 5 (Strongly agree). Mean values of indices. ** Highly significant differences (ANOVA, $p \leq 0.01$).

Younger communication professionals appear less satisfied; they report lower commitment, engagement, mental health, and the highest turnover intentions



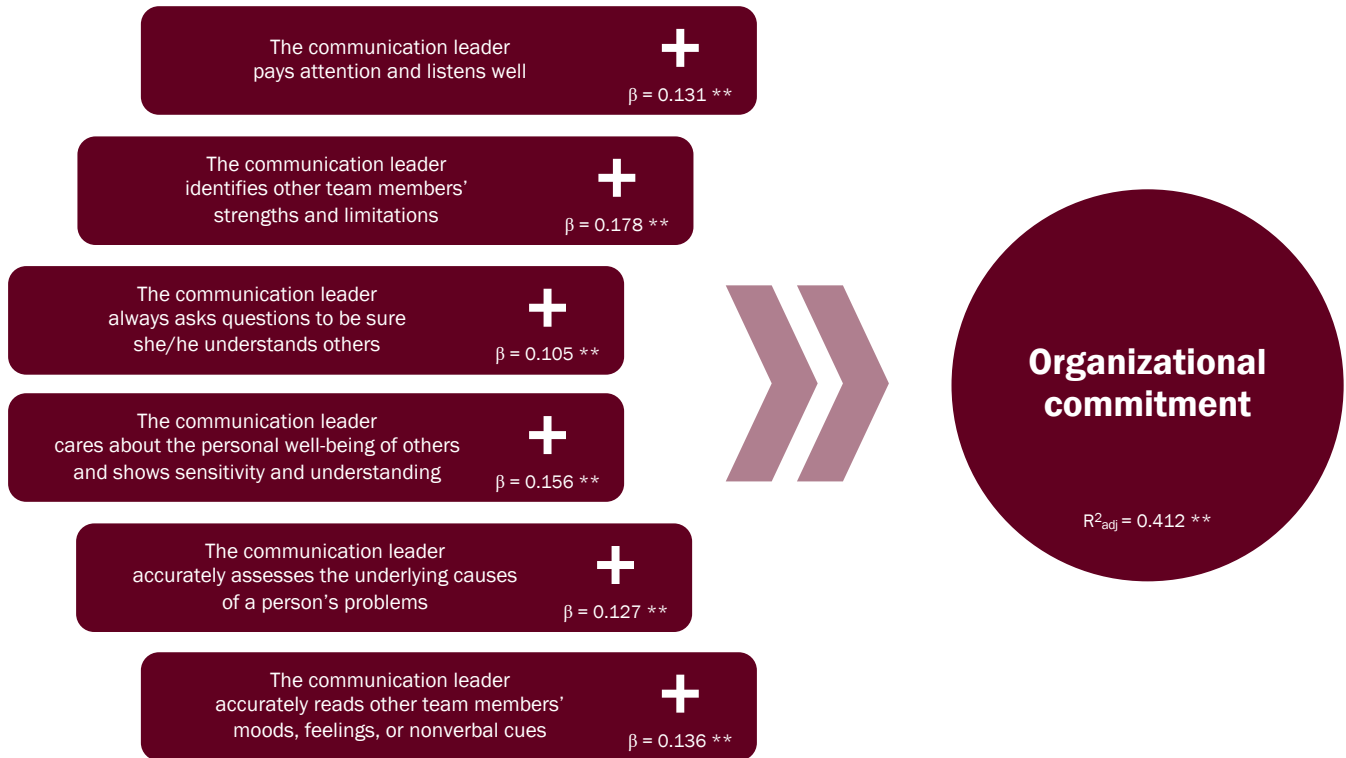
Note: n = 1,055 communication professionals. Q20: The working environment of communication professionals may change as empathy in communication becomes more prevalent. Thinking of your daily work as a communication professional, how strongly do you agree or disagree with each of the following? Scale 1 (Strongly disagree) – 5 (Strongly agree). Mean values of indices. ** Highly significant differences (ANOVA, $p \leq 0.01$).

Communication professionals working for empathic leaders report higher organizational commitment, work engagement, mental health, and lower turnover intentions



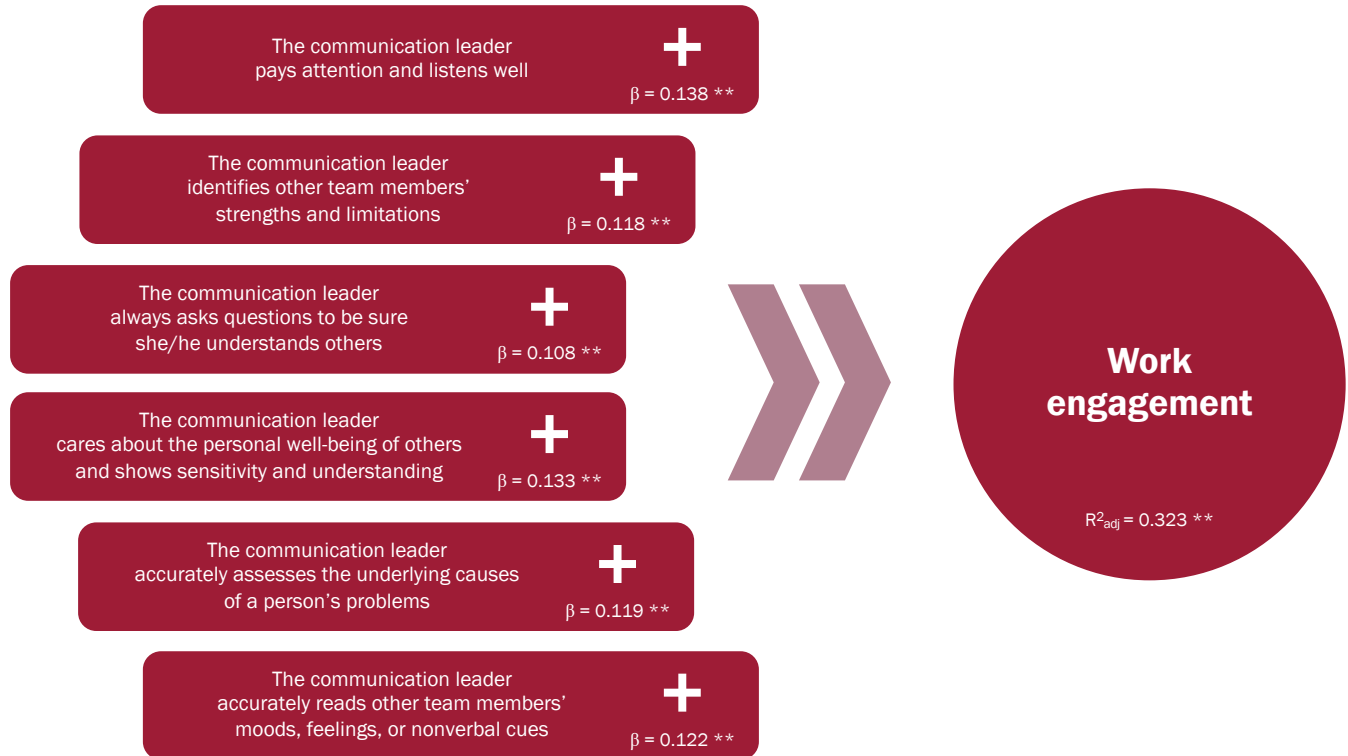
Note: n = 1,055 communication professionals. Q20: The working environment of communication professionals may change as empathy in communication becomes more prevalent. Thinking of your daily work as a communication professional, how strongly do you agree or disagree with each of the following? Scale 1 (Strongly disagree) – 5 (Strongly agree). Mean values of indices. Sample split in professionals with empathic, neutral and unempathic leaders based on index of all items in Q19 (index value > 3.50 = empathic leader; 3.50 ≥ index value ≥ 2.50 = neutral leader; index value < 2.50 = unempathic leader). ** Highly significant differences (ANOVA, p ≤ 0.01).

Committed and empathic communication leaders strengthen the bond of their team members



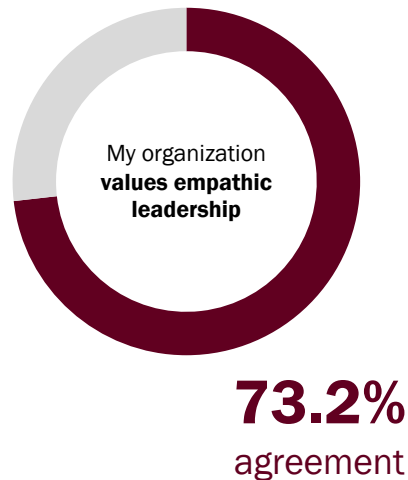
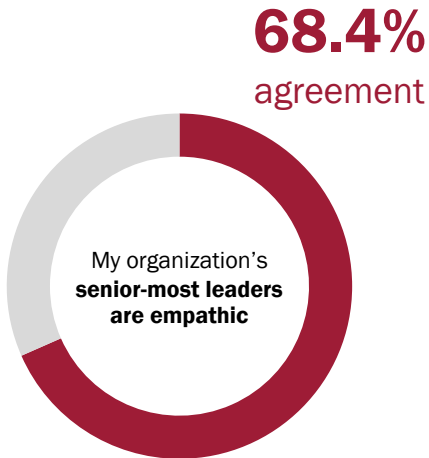
Note: $n = 1,055$ communication professionals. Q19: How strongly do you agree or disagree with each of the following? Scale 1 (Strongly disagree) – 5 (Strongly agree). Q20 (items 8–10): The working environment of communication professionals may change as empathy in communication becomes more prevalent. Thinking of your daily work as a communication professional, how strongly do you agree or disagree with each of the following? Scale 1 (Strongly disagree) – 5 (Strongly agree). $**$ Model / predictor highly significant ($p \leq 0.01$).

Engaged and empathic communication leaders heighten workplace engagement among their team members



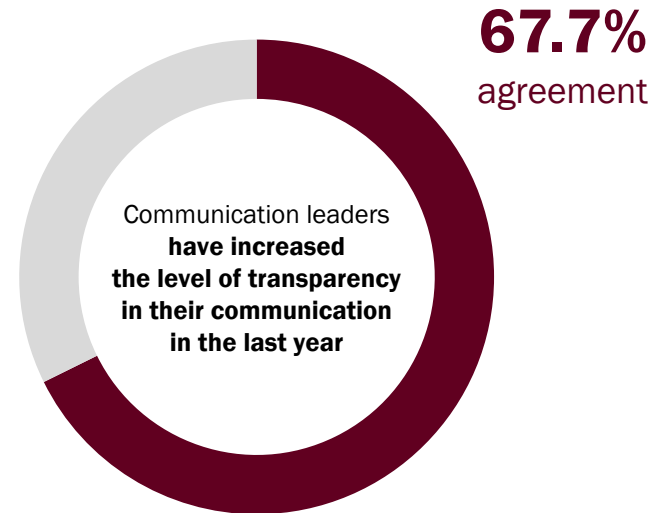
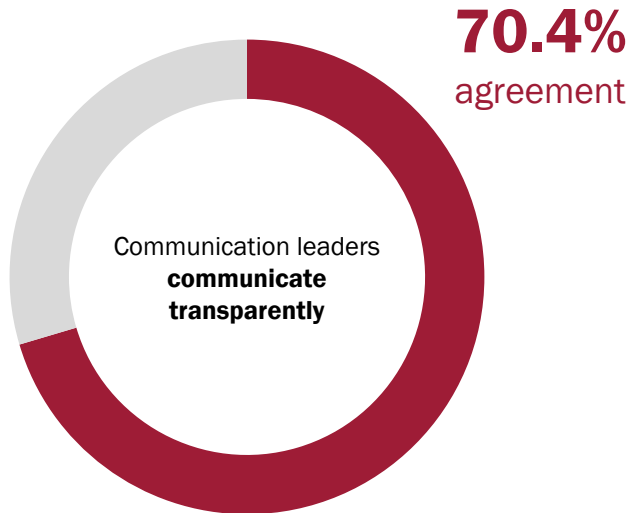
Note: $n = 1,055$ communication professionals. Q19: How strongly do you agree or disagree with each of the following? Scale 1 (Strongly disagree) – 5 (Strongly agree). Q20 (items 1–3): The working environment of communication professionals may change as empathy in communication becomes more prevalent. Thinking of your daily work as a communication professional, how strongly do you agree or disagree with each of the following? Scale 1 (Strongly disagree) – 5 (Strongly agree). ** Model / predictor highly significant ($p \leq 0.01$).

More than two-thirds of communication professionals report that their organization and its senior leaders are committed to empathic leadership



Note: n = 1,055 communication professionals. Q21: Based on your personal experience with your company/organization, how strongly do you agree or disagree with each of the following? Scale 1 (Strongly disagree) – 5 (Strongly agree). Frequencies based on scale points 4–5.

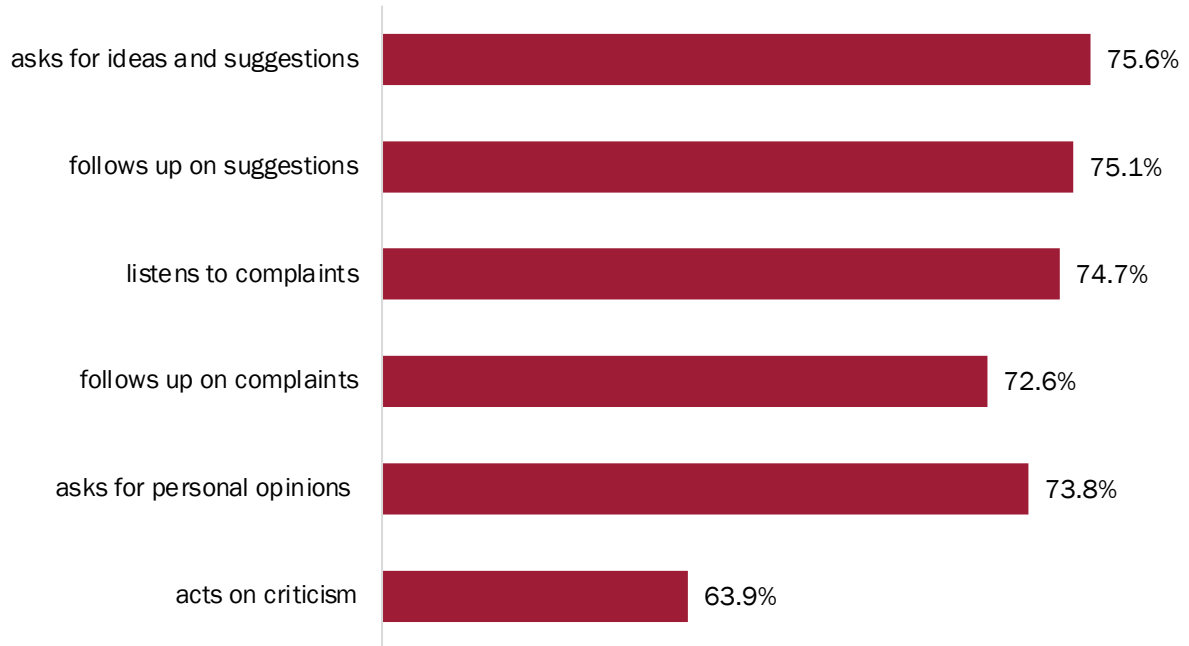
More than two-thirds of communication professionals report transparency among their communication leaders



Note: n = 1,055 communication professionals. Q22: During times of change or crisis many people look for leaders that combine a human communication style with transparency in communications, meaning that a leader listens, follows, makes recommendations, and takes action exhibiting open communication. To what extent do you agree with the following? Scale 1 (Strongly disagree) – 5 (Strongly agree). Top communicators who do not report to a leader were asked for a self-assessment. Frequencies based on scale points 4–5.

Communication leaders commonly request and act upon feedback from their team members but are least likely to react when feedback appears as criticism

The communication leader ...



Note: n = 1,055 communication professionals. Q23: To what extent do you agree with the following? Scale 1 (Strongly disagree) – 5 (Strongly agree). Top communicators who do not report to a leader were asked for a self-assessment. Frequencies based on scale points 4–5.

4

**CommTech and the
digital transformation
of communications**

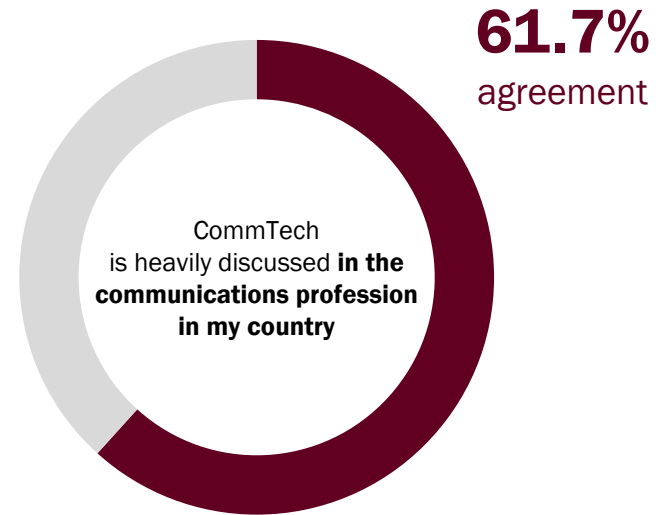
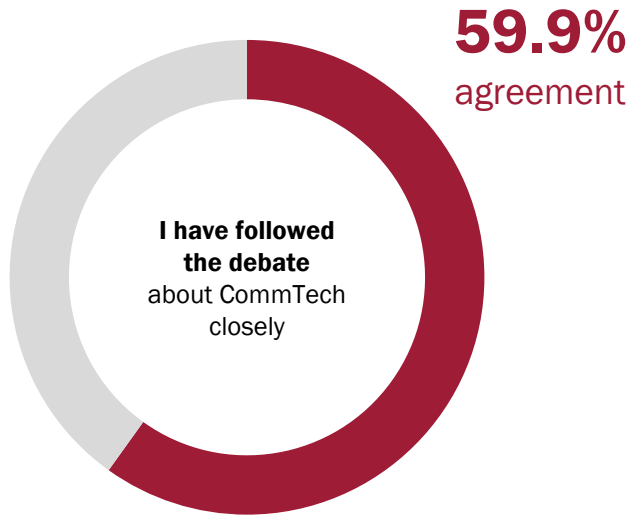
Digitalization is at the heart of rapid transformation in communication departments, consultancies, and agencies (Luoma-Aho & Badham, 2023). Unsurprisingly, the topic has become the subject of intense international discussion in the profession and academia. Many practitioners can feel overwhelmed by the abundance of new digital tools that bring promises of eased workloads and more efficient use of time. Chief among these are developments in artificial intelligence (AI) (Buhmann & White, 2022; Moore & Hübscher, 2022; Zerfass et al., 2020). Related disciplines like marketing have already begun exploring challenges and opportunities of digitization under the concept of “MarTech” (Brinker, 2022). A similar debate on “CommTech” has been initiated by practitioners (Arthur W. Page Society, 2021; Weiner, 2021) and researchers (Zerfass et al., 2021).

Digital technologies can be used in communication units for core activities. These can include stakeholder communication via social media, chatbots, and avatars and advising internal and external clients based on results identified through big data or supporting functional workflows (e.g., digital asset management). Generic workflows like team collaboration use cross-functional solutions (Microsoft Teams, Zoom, etc.) (Zerfass & Brockhaus, 2023). Nevertheless, empirical studies show that the communications profession is immature in all dimensions (Brockhaus et al., 2022). We wanted to find the reasons for this lack of development, assess the current status quo, and identify next steps. First, a majority (60%) of communication professionals in both the United States and Canada view CommTech as an issue of importance, with a similar percentage expecting CommTech to fundamentally change the profession in their country. Among those surveyed, a majority believe that the benefits of using CommTech outweigh the possible drawbacks and risks across multiple areas.

We asked respondents about the degree of digitalization within their communication unit and found that 15.4% believed themselves to be “Innovators” (digitalized across all core activities and highly advanced in CommTech use). At the same time, 18.5% described their unit as “Early adopters” (digitalized across almost every core activity and advanced CommTech use). The largest category was the “Early majority” at 22.8% (digitalized in many core activities with above average CommTech use), followed by the “Late majority” (16.9%; digitalized across some core activities with average CommTech use), the “Latecomers” (14.6%; digitalized across only a few core activities with below average CommTech use), and finally, the “Outsiders” (11.8%; almost no digitalization or CommTech use). Overall, public and private companies, as well as consultancies, are at the forefront of CommTech use, while government organizations and nonprofits lag behind.

The biggest challenges to adopting CommTech are not technological issues (35.8%), such as inadequate software or outdated computers, but factors that point to deficits within a given organization, such as tasks and processes not being prepared for digitalization (39.8%) and underqualified people (38.7%). Nevertheless, private companies and consultancies face fewer barriers when implementing CommTech than other organizations. Surprisingly, communication professionals in the United States cited considerable challenges when implementing CommTech compared to their counterparts in Canada. A deeper analysis of the data revealed that the barriers to introducing CommTech are generally linked, although finding qualified personnel represents a unique challenge. Finally, a majority of communication professionals think that they themselves (53.3%), their organizations (51.4%), and professional communities (53.2%) must act to maximize potential in CommTech. Creative ideas, convincing cases of application, and strategies to motivate team members and clients to accelerate digitalization are urgently needed.

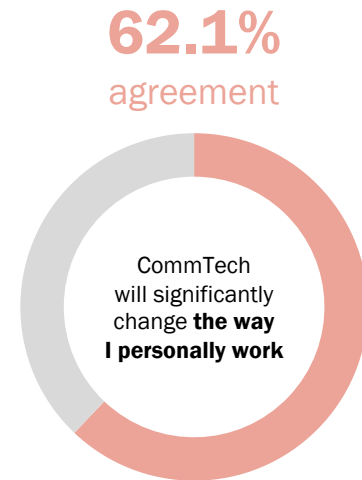
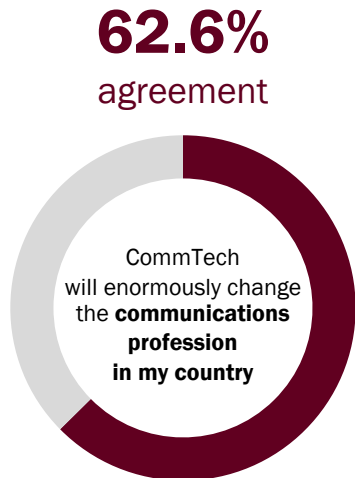
Most communication professionals (60%) in the United States and Canada view CommTech as an issue of importance



54.7% rate their knowledge about CommTech as "good" or "excellent".



Note: n = 1,055 communication professionals. Q6: The digital transformation of communication departments and agencies seems to be a hot topic in the industry today. Industry magazines and practitioners have started to discuss "CommTech" to address benefits and challenges. CommTech includes digital technologies for managing and executing core activities (communicating with stakeholders; advising decision-makers) and for internal workflows in communication units. Please rate the following statements based on your overall impression on CommTech. Scale 1 (Strongly disagree) – 5 (Strongly agree). Frequencies based on scale points 4–5. Q7a: Please rate the following statement. My knowledge about CommTech is: ... Scale 1 (Terrible) – 5 (Excellent).

More than six in ten communication professionals expect CommTech to alter the profession in their country



Note: n = 1,055 communication professionals. Q7: Please rate the following statements based on your overall impression on CommTech. Scale 1 (Strongly disagree) – 5 (Strongly agree). Frequencies based on scale points 4–5.

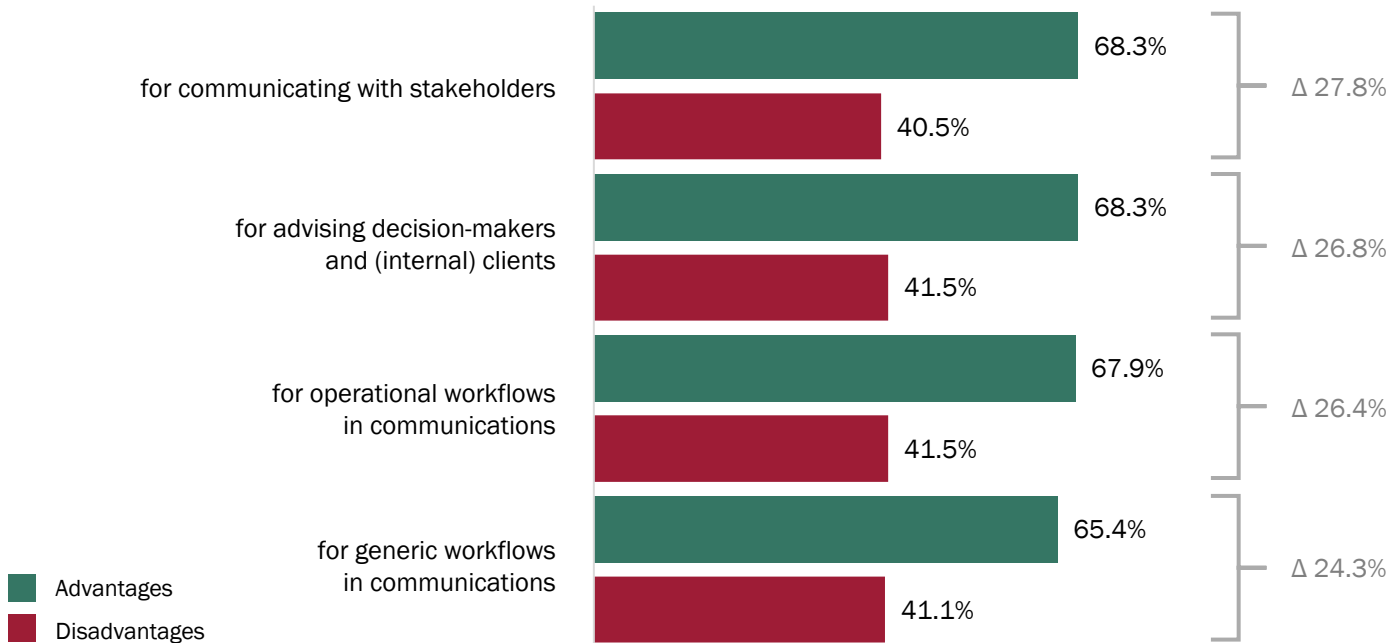
These is little difference in the levels of attention paid to CommTech between practitioners in the United States and Canada

	I have followed the debate about CommTech closely	CommTech is heavily discussed in the communications profession in my country
 United States	60.5%	61.5%
 Canada	58.1%	62.0%

Note: n = 1,055 communication professionals. Q6: The digital transformation of communication departments and agencies seems to be a hot topic in the industry today. Industry magazines and practitioners have started to discuss "CommTech" to address benefits and challenges. CommTech includes digital technologies for managing and executing core activities (communicating with stakeholders; advising decision-makers) and for internal workflows in communication units. Please rate the following statements based on your overall impression on CommTech. Scale 1 (Strongly disagree) – 5 (Strongly agree). Frequencies based on scale points 4–5.

Generally, communicators believe that the benefits of using CommTech outweigh the possible drawbacks and risks

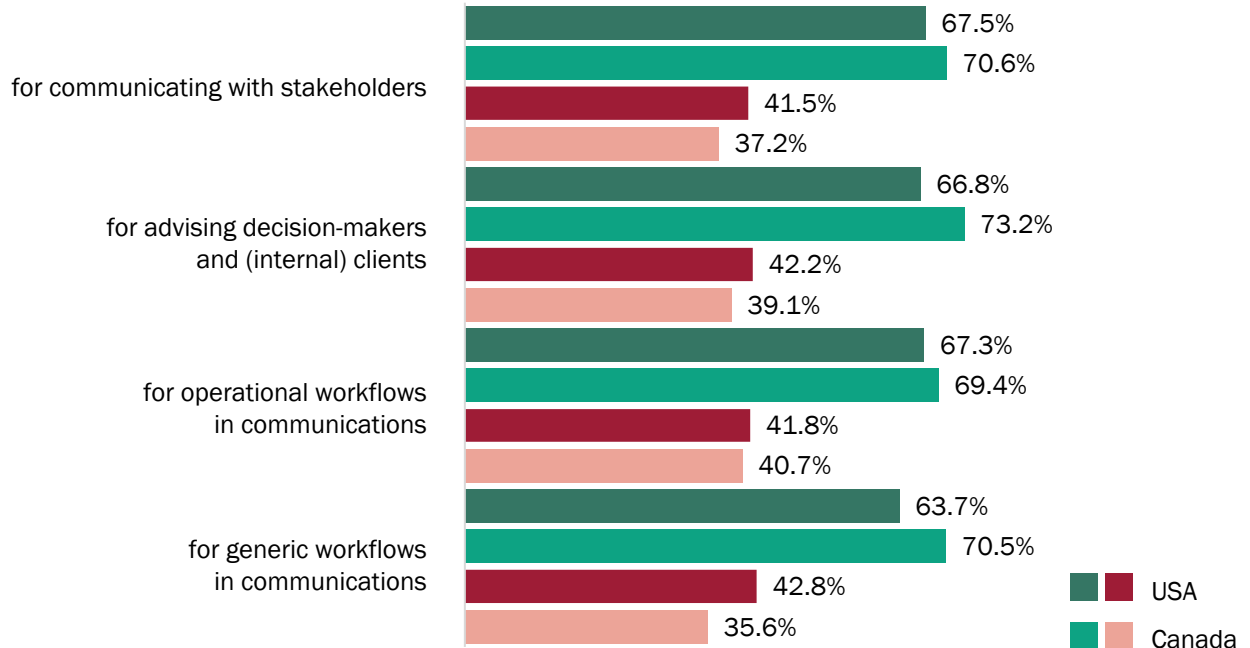
CommTech has advantages / disadvantages ...



Note: n = 1,055 communication professionals. Q8: Digital technologies offer many opportunities for communication departments and agencies. But there are also disadvantages and risks. In your opinion, how will CommTech affect the following activities? Scale 1 (Strongly disagree) – 5 (Strongly agree). Frequencies based on scale points 4–5.

While overall quite similar, communication professionals in Canada are slightly more optimistic about CommTech than communication professionals in the United States

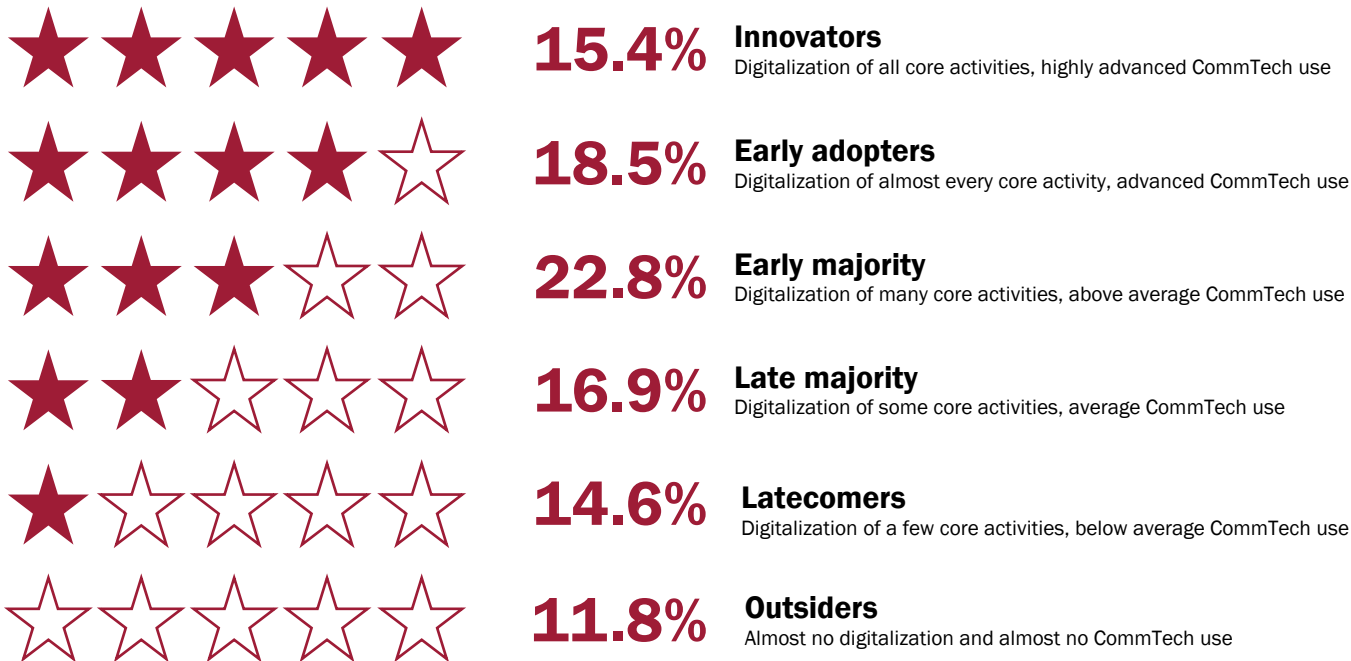
CommTech has advantages / disadvantages ...



Note: n = 1,055 communication professionals. Q8: Digital technologies offer many opportunities for communication departments and agencies. But there are also disadvantages and risks. In your opinion, how will CommTech affect the following activities? Scale 1 (Strongly disagree) – 5 (Strongly agree). Frequencies based on scale points 4–5.

Communication professionals are most likely to see their organization in the “Early majority” category of CommTech, followed by the “Early adopters” category

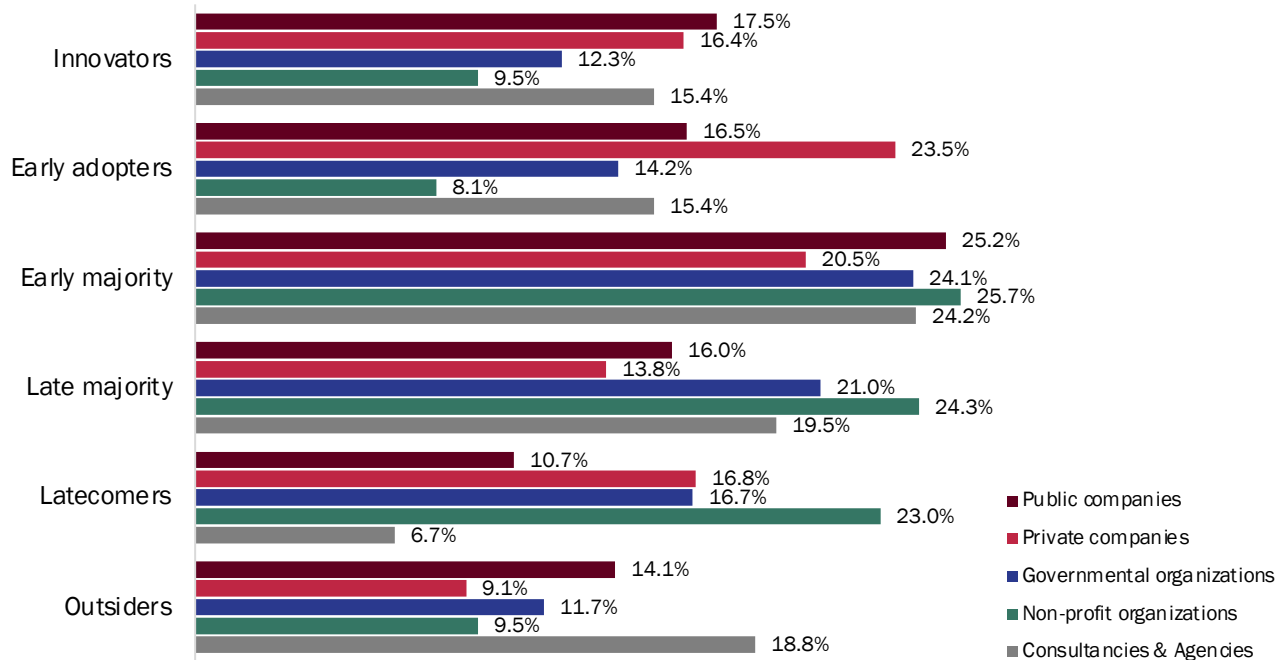
Degree of digitalization and CommTech use in communication units across North America



Note: n = 1,055 communication professionals. Q9: Previous studies have shown that the extent of digital transformation is quite different in various communication departments and agencies. How would you describe your department or agency in terms of digitalization and the use of CommTech; which of the following categories does your department or agency fit into? Please select only one category. I consider my department/agency is a/an: ...

Public and private companies and consultancies are at the forefront of CommTech use, while governmental organizations and nonprofits generally lag behind

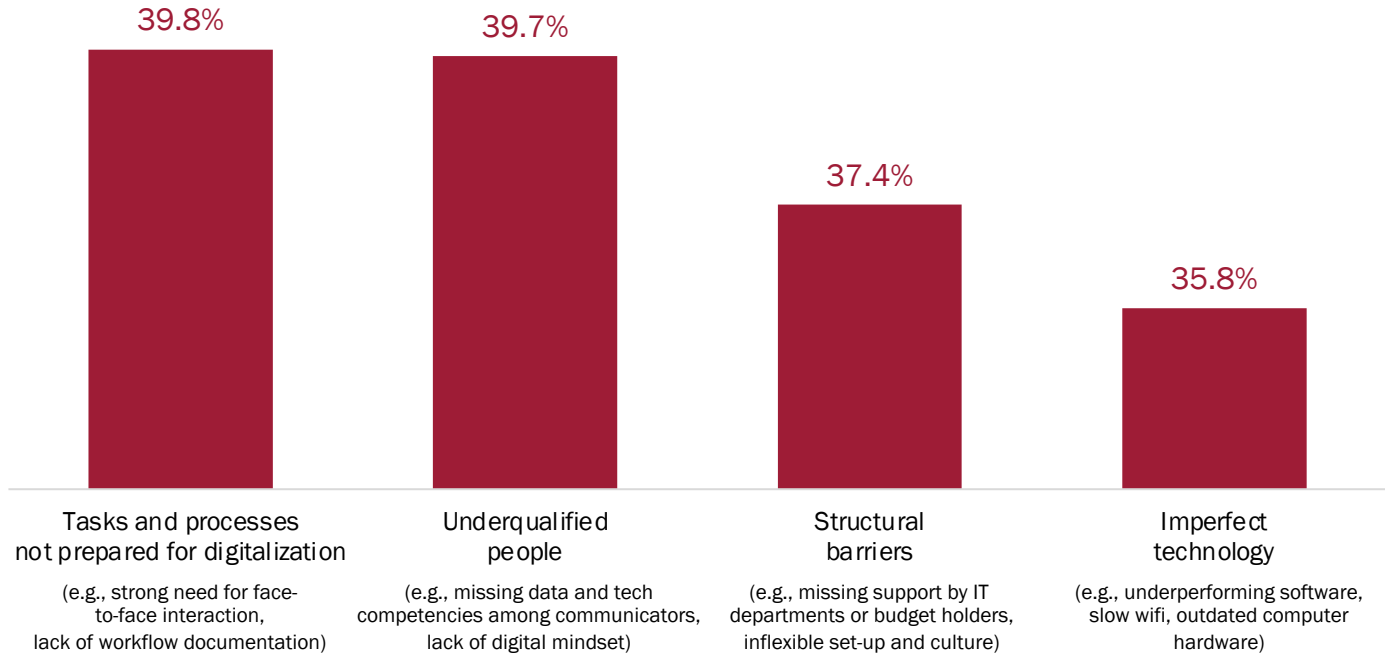
Degree of digitalization and CommTech use in communication units across North America



Note: n = 1,055 communication professionals. Q9: Previous studies have shown that the extent of digital transformation is quite different in various communication departments and agencies. How would you describe your department or agency in terms of digitalization and the use of CommTech; which of the following categories does your department or agency fit into? Please select only one category. I consider my department/agency is a/an: ...

Imperfect technology is a minor barrier to CommTech implementation

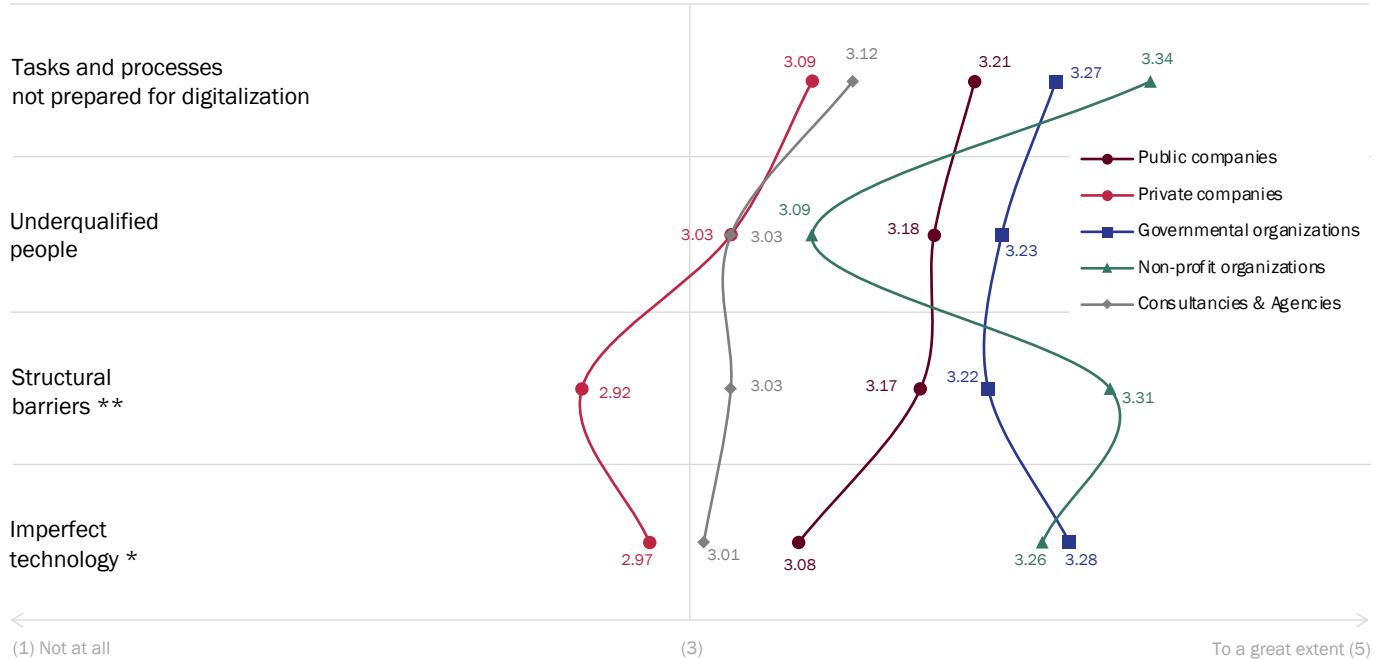
Challenges of introducing CommTech in communication units



Note: n = 1,055 communication professionals. Q10: To what extent do you consider each of the following as challenges for introducing CommTech in your organization? Scale 1 (Not at all) – 5 (To a great extent). Frequencies based on scale points 4–5.

Private companies and consultancies face lower barriers to CommTech implementation than other organizations



Challenges of introducing CommTech in communication units



Note: n = 1,055 communication professionals. Q10: To what extent do you consider each of the following as challenges for introducing CommTech in your organization? Scale 1 (Not at all) – 5 (To a great extent). ** Highly significant differences (ANOVA, p ≤ 0.01). * Significant differences (ANOVA, p ≤ 0.05).

Across the board, communication professionals in the United States cite significant challenges to implementing CommTech compared to communication professionals in Canada

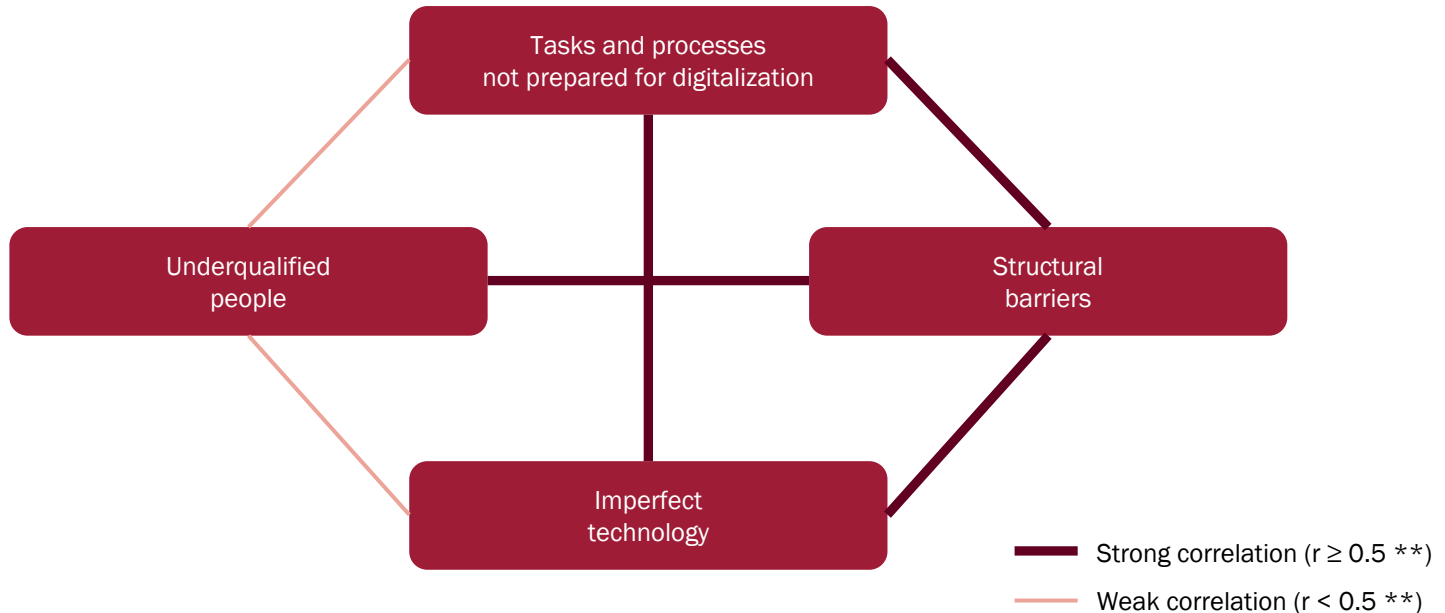
Challenges of introducing CommTech in communication units

	Tasks and processes not prepared for digitalization	Underqualified people	Structural barriers	Imperfect technology
 United States	41.6%	40.7%	38.8%	38.1%
 Canada	34.5%	36.9%	33.3%	29.1%

Note: n = 1,055 communication professionals. Q10: To what extent do you consider each of the following as challenges for introducing CommTech in your organization? Scale 1 (Not at all) – 5 (To a great extent). Frequencies based on scale points 4–5.

The barriers to introducing CommTech are generally linked to each other, although finding qualified personnel represents a unique challenge

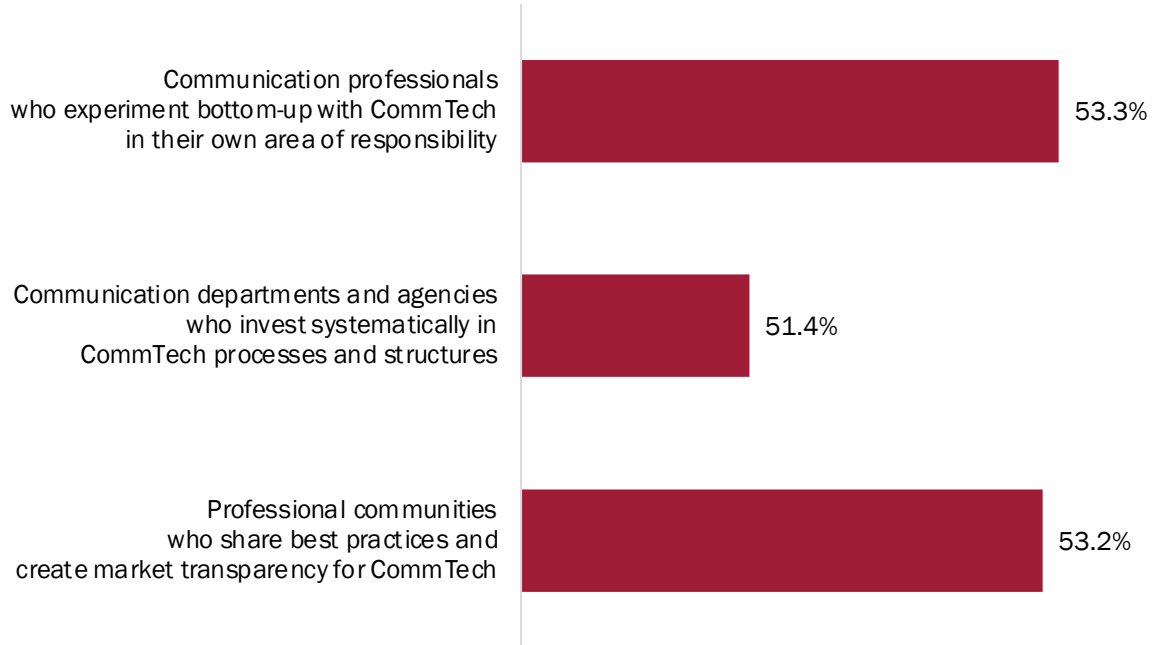
How challenges of introducing CommTech in communication units are linked to each other



Note: n = 1,055 communication professionals. Q10: To what extent do you consider each of the following as challenges for introducing CommTech in your organization? Scale 1 (Not at all) – 5 (To a great extent). ** Highly significant (Pearson correlation, $p \leq 0.01$).

A majority of communication professionals think that they themselves, their organizations, and the profession as a whole must take action to unlock the potential of CommTech

Importance of different actors in the field



Note: n = 1,055 communication professionals. Q11: How important are each of the following when it comes to taking the responsibility to advance CommTech? Scale 1 (Not important) – 5 (Very important). Frequencies based on scale points 4–5.

5

**Strategic issues
and work practices**
in the profession

Since the first North America Communication Monitor in 2018-2019, building and maintaining trust has been considered the most important strategic issue for communication management in this geographic region. But the percentage of public relations professionals who said trust was the most important issue has dropped remarkably: 49.6% of respondents cited trust as the top strategic issue in 2018-2019 (Meng et al., 2019); 34.5% cited trust in 2020-2021 (Meng et al., 2021); 33.5% cited it in 2022-2023 (Meng et al., 2023). Furthermore, the distance between the top issue and the second issue has tightened. In 2023, 32.0% of respondents said supporting diversity, equity, and inclusion was the second most important communication issue. In 2019, 38.4 percent cited coping with the digital evolution and the social web as the second most important issue – a 10% difference between the first and second most important issues in 2019.

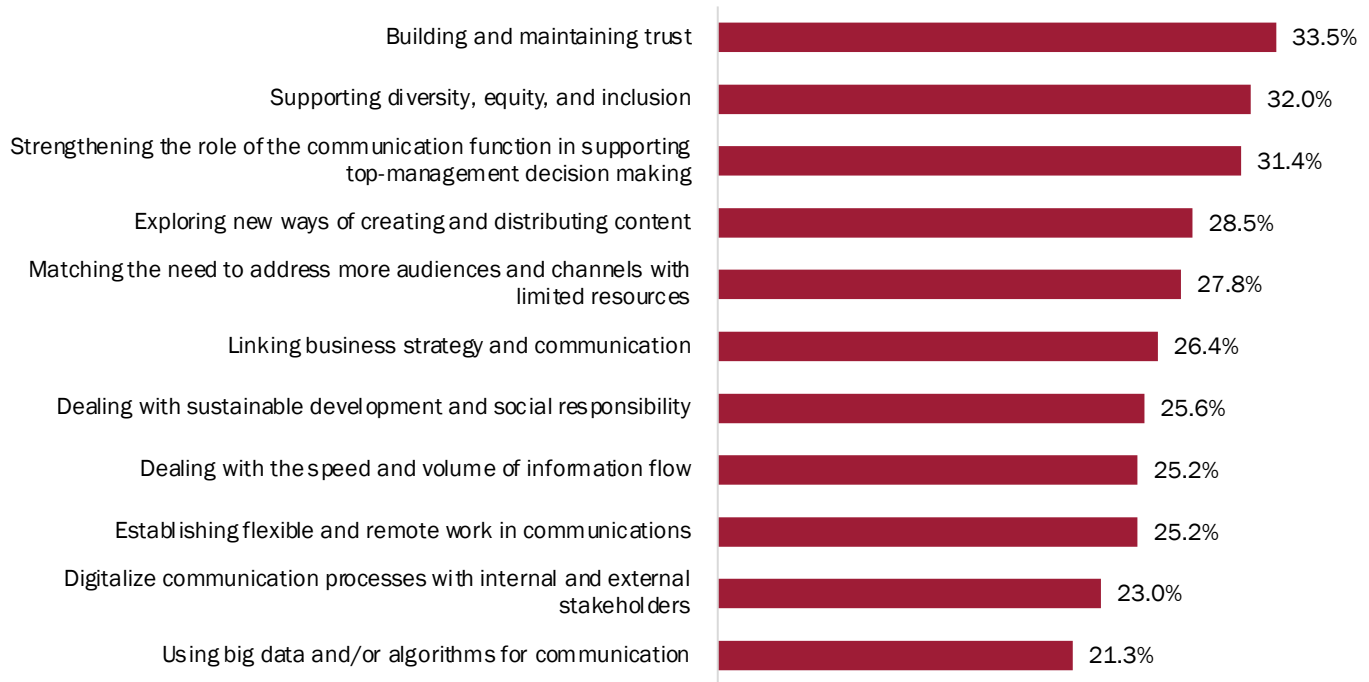
Some notable differences in strategic issues appeared between respondents from Canada and the United States. Canadian respondents reported a higher percentage (35.7%) of the importance of building and maintaining trust as a challenging strategic issue than respondents in the United States (32.7%). Likewise, 39.5% of Canadian professionals identified DEI support as a chief strategic communication issue; 29.6% of U.S. professionals ranked DEI second among strategic communication issues. Strengthening communicators in organizational decision-making was ranked the third most important strategic issue by U.S. professionals (32.9%), whereas it was ranked fifth among Canadian professionals (26.7%).

Response differences were observed among organizations (i.e., public companies, private companies, government, nonprofits, and consultancies/agencies). Nonprofits frequently appeared as outliers when asked about the importance of different strategic issues. Roughly four in ten respondents working in nonprofits cited building and maintaining trust as an important issue. Among other classifications, nearly one-third of respondents said building trust was an important strategic issue.

Nonprofit communicators were also the most frequent in identifying and exploring new ways to create and distribute content (32.4%) and establish flexible and remote working opportunities (31.1%) as notable strategic issues. Respondents from governmental organizations were tops in identifying supporting DEI (34.6%), strengthening communication in organizational decision-making (35.2%), dealing with sustainable development and social responsibility (29.6%), and digitalizing communication processes (27.8%) in their list of important strategic issues in communication.

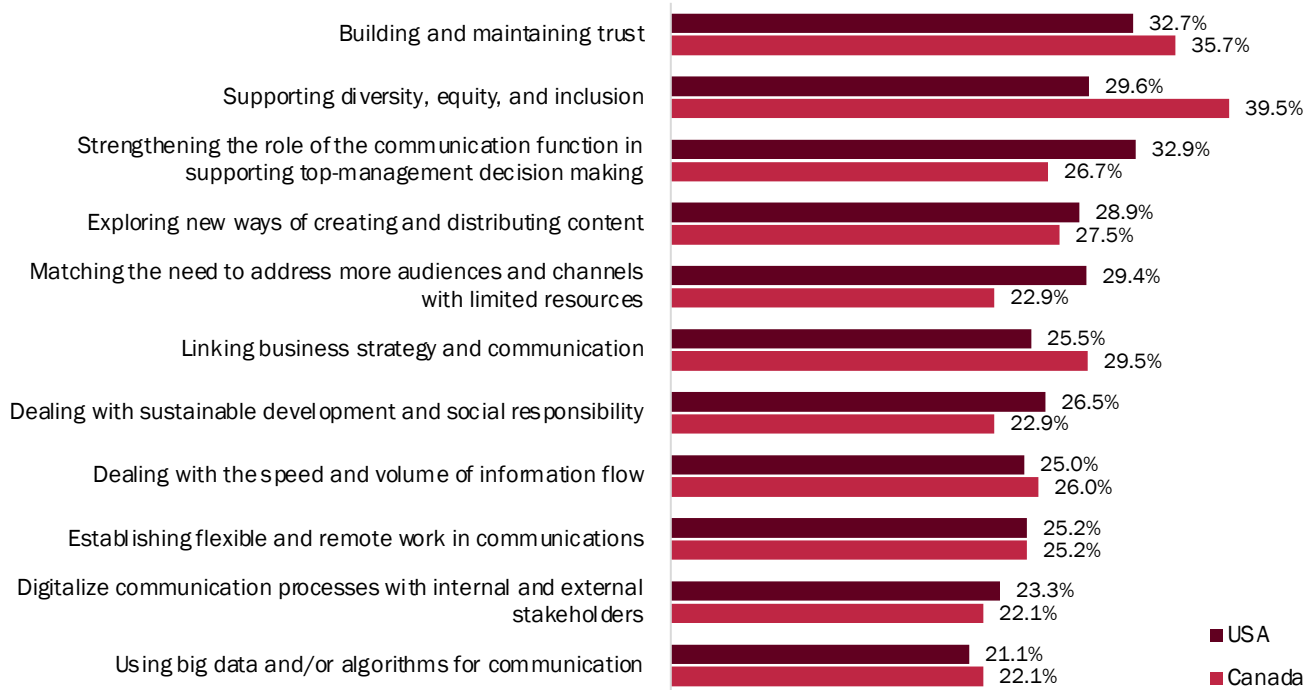
Two-thirds of North American respondents said that flexible or remote work is fully supported in their organizations. Nearly half of all respondents said their personal experience included working remotely (45.3% very often or always), using video-conferencing software daily (56.0%), using instant messaging software daily (61.8%), and using online whiteboards daily (45.0%).

Trust, DEI, and decision-making roles are the most important strategic issues for communication management until 2025



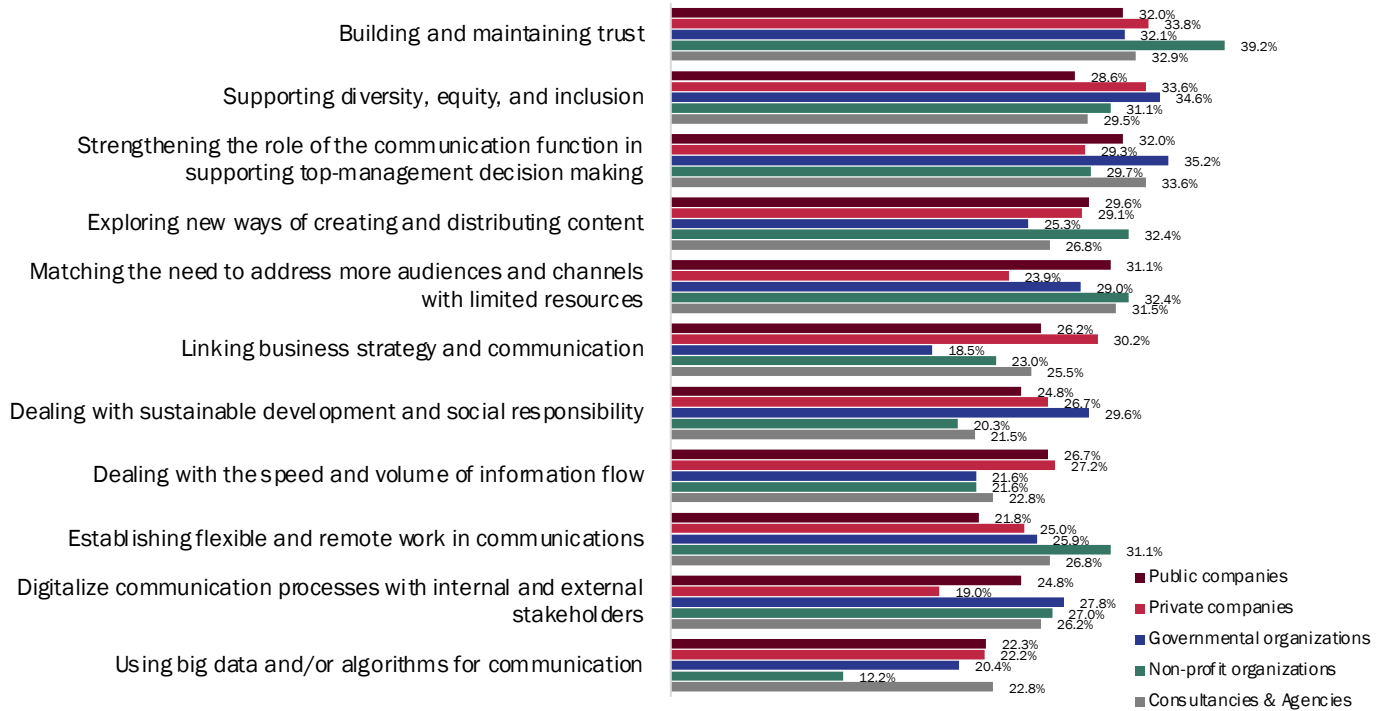
Note: n = 1,055 communication professionals. Q26: Which issues will be most important for PR / communication management within the next three years from your point of view? Please pick exactly 3 items. Frequency based on selection as Top-3 issue.

Most important strategic issues for communication management until 2025 by country



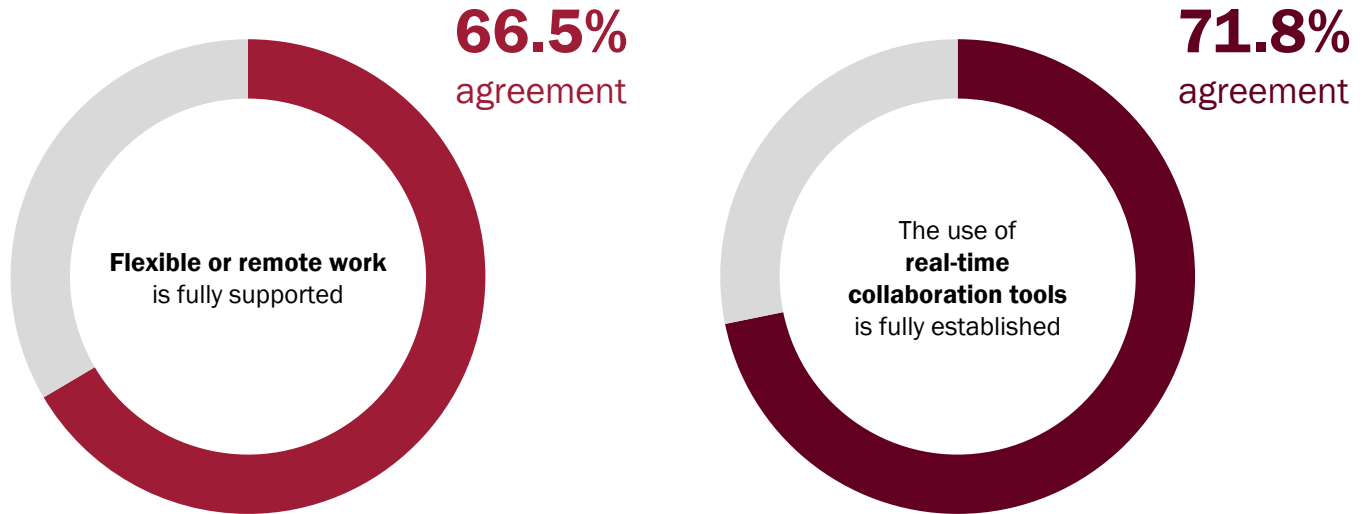
Note: n = 1,055 communication professionals. Q26: Which issues will be most important for PR / communication management within the next three years from your point of view? Please pick exactly 3 items. Frequency based on selection as Top-3 issue.

The relevance of strategic issues differs among types of organizations: Companies focus on trust, and nonprofits emphasize decision-making roles



Note: n = 1,055 communication professionals. Q26: Which issues will be most important for PR / communication management within the next three years from your point of view? Please pick exactly 3 items. Frequency based on selection as Top-3 issue.

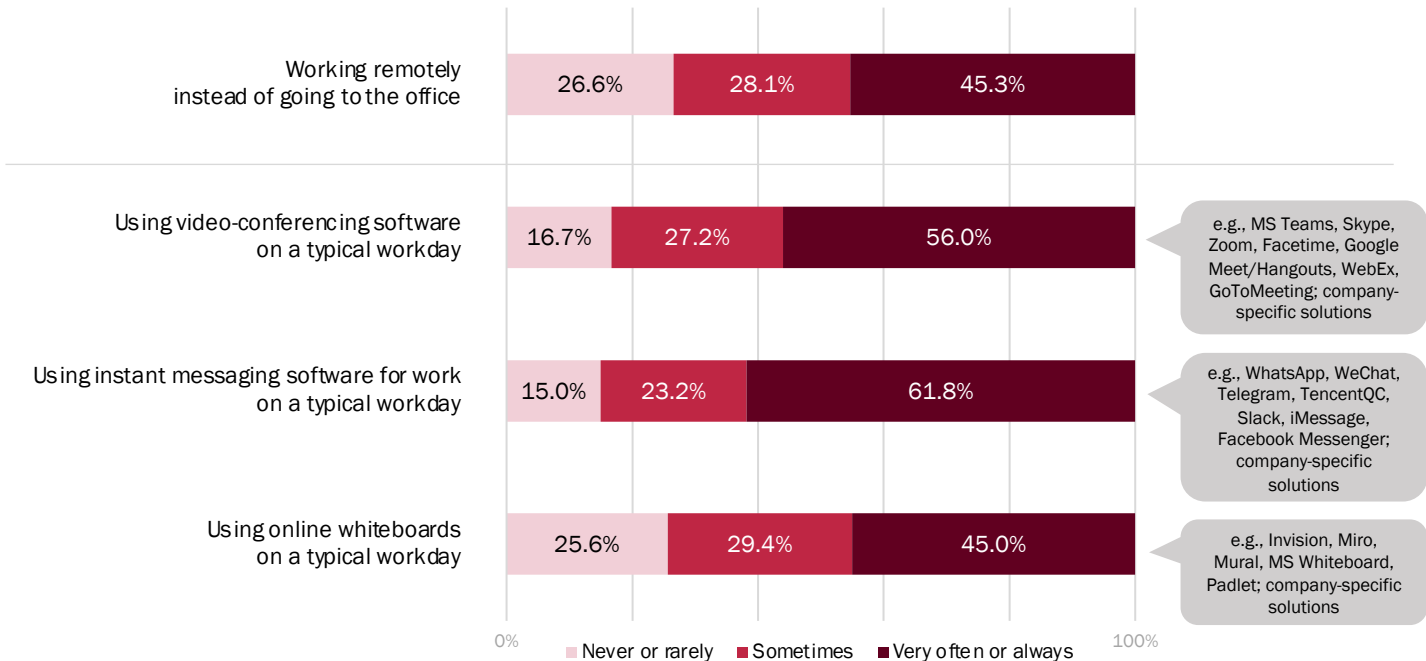
A clear majority of professionals agree that flexible work approaches are common, and they can collaborate online and in real-time



Note: n = 1,055 communication professionals. Q24: Many communication departments and agencies now encourage flexible work (either in the office or from another place) or remote work (e.g., from home). This has increased the use of real-time collaboration tools like video conferencing or instant messaging for team interaction and for connecting with internal and external stakeholders. In terms of your own department or agency, how strongly do you agree or disagree with the following two statements? Scale 1 (Strongly disagree) – 5 (Strongly agree). Frequencies based on scale points 4–5.

Almost half of communicators work remotely; for those who do, most use video-conferencing and instant messaging daily; digital whiteboards are less common



Personal work situation of communication practitioners in North America



Note: n = 1,055 communication professionals. Q25: Please tell us about your personal work situation when offices are open (i.e., if there are no closures due to a pandemic, extreme weather, etc.). Scale 1 (Never) - 5 (Always).

Work practices in the communication profession differ modestly between Canada and the United States

Personal work situation of communication practitioners in North America

	Working remotely instead of going to the office	Using video-conferencing software on a typical workday	Using instant messaging software for work on a typical workday	Using online whiteboards on a typical workday
 United States	44.2%	56.2%	60.5%	45.3%
 Canada	48.8%	55.4%	65.9%	44.2%

Note: n = 1,055 communication professionals. Q25: Please tell us about your personal work situation when offices are open (i.e., if there are no closures due to a pandemic, extreme weather, etc.). Scale 1 (Never) – 5 (Always). Frequencies based on scale points 4–5.

6

Salaries

In 2022/23, a nearly equal percentage of respondents said their salaries fell within the minimum (less than \$30,000) and maximum (more than \$200,000) categories. Among surveyed professionals, 5.7% said their salaries were more than \$200,000; 5.9% said theirs were under \$30,000. The highest percentage of respondents (19.4%) said they made between \$50,001 and \$70,000. While not precise, the PRWeek Salary Surveys noted that the median salary for public relations practitioners was \$113,500 in 2023 and \$105,000 in 2022 (Daniels, 2023).

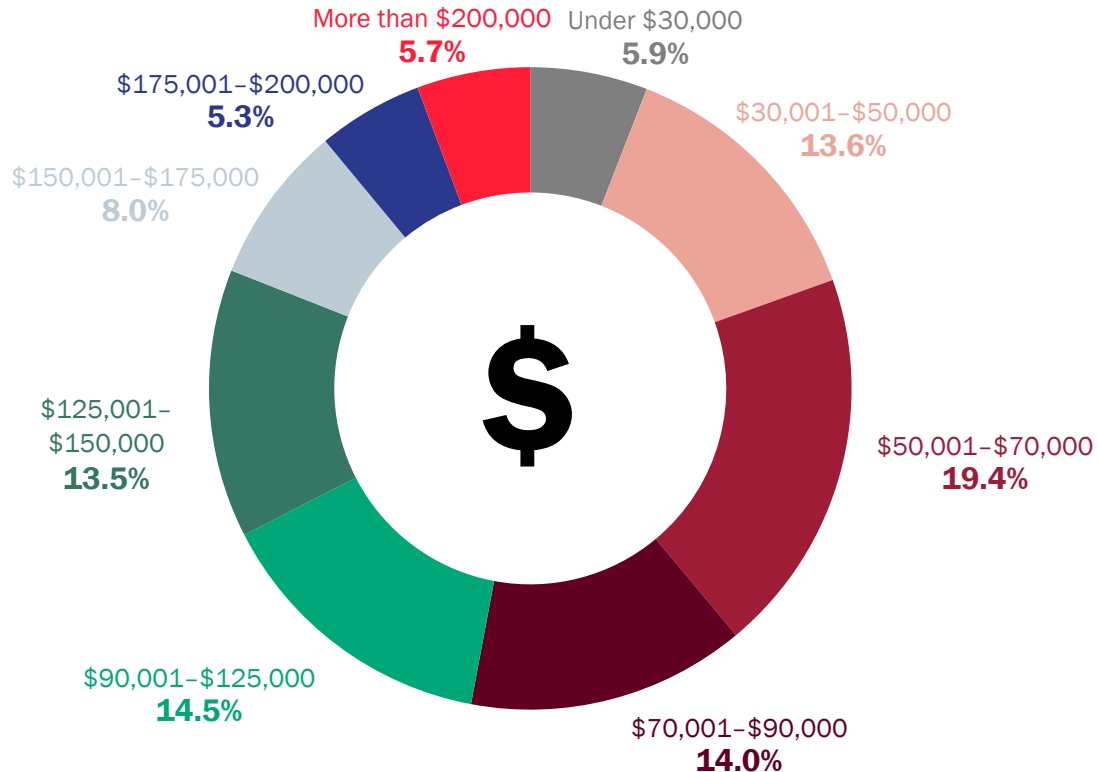
Both the highest and lowest salaries were reported by U.S. respondents. Canadian respondents dominated the mid-range salaries. The top percentage of U.S. professionals (19.7%) said they earn between \$50,001 and \$70,000. The highest percentage of Canadian professionals (20.2%) reported earning between \$125,001 and \$150,000. More than one in five U.S. respondents said they earn above \$150,000; only 12.5% of Canadian respondents fell into the above \$150,000 salary category.

In 2022/23, a salary disparity between men and women continued. Nearly half (48.4%) of women reported earning \$70,000 or less, while less than one-third (29.1%) of men said their salaries fell into that category. On the other end of the salary spectrum, more than one-quarter of men said they earn more than \$150,000; only 11.9% of women reported earning more than \$150,000. PRNews' Senior Editor Nicole Schuman wrote in 2022 that although women make up 72.8% of the public relations workforce in the United States, pay inequity continues. Katherine Verducci, co-founder of 1903 Public Relations, told Schuman, "Traditionally [companies] value people who are aggressive and go-getters. But if you limit who gets a raise to who is aggressive enough to ask for it, that is typically a masculine [trait]." Salary transparency, creating safe spaces for salary conversations, and organizational commitments to increasing female leadership are ways that the public relations gender pay gap could begin to close (Schuman, 2022).

A pay difference is also apparent by organization type. About 20% of respondents working in private companies, nonprofits, and consultancies/agencies reported earning between \$50,001 and \$70,000. Nearly one in ten respondents in nonprofits and consultancies/agencies reported earning under \$30,000. A similar percentage in those organization types reported earning more than \$200,000. While corporate public relations might be stereotyped to have the highest salaries, only 5.4% of respondents from public companies and 5.7% of those from private companies said they earned more than \$200,000.

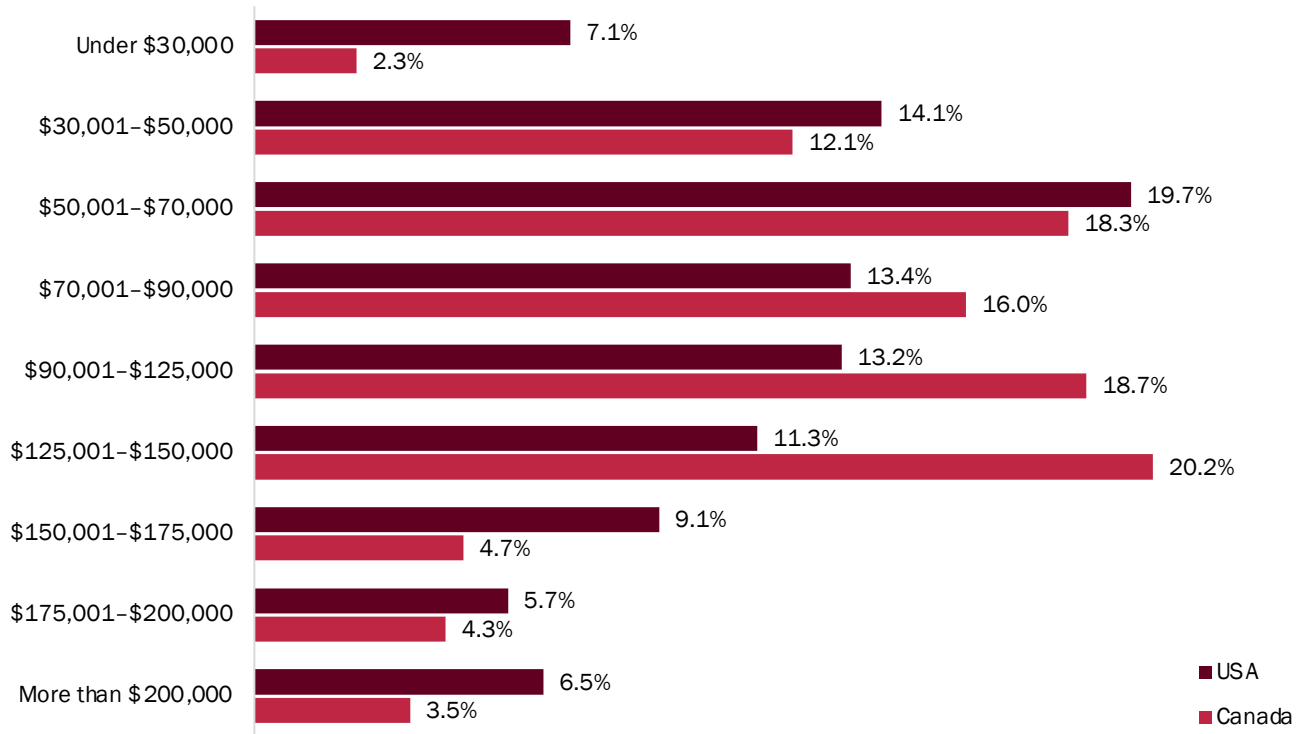
A comparison of the responses in three North American Communication Monitors shows that the percentage of lower salaries has dropped substantially between 2018/19 and 2022/23. For example, the percentage of respondents earning between \$30,001 and \$50,000 in 2018/19 was 17.8%. In 2022/23, 13.3% reported earning salaries in that dollar category. Even fewer reported earning the lowest during the 2020/21 COVID-19 pandemic. On the upper end of the salary spectrum, only 3.6% of respondents in 2018/19 reported earning between \$150,001 and \$175,000; in 2022/23, 8% of professionals reported salaries in that range.

Basic annual salary of communication professionals in North America in 2022/23



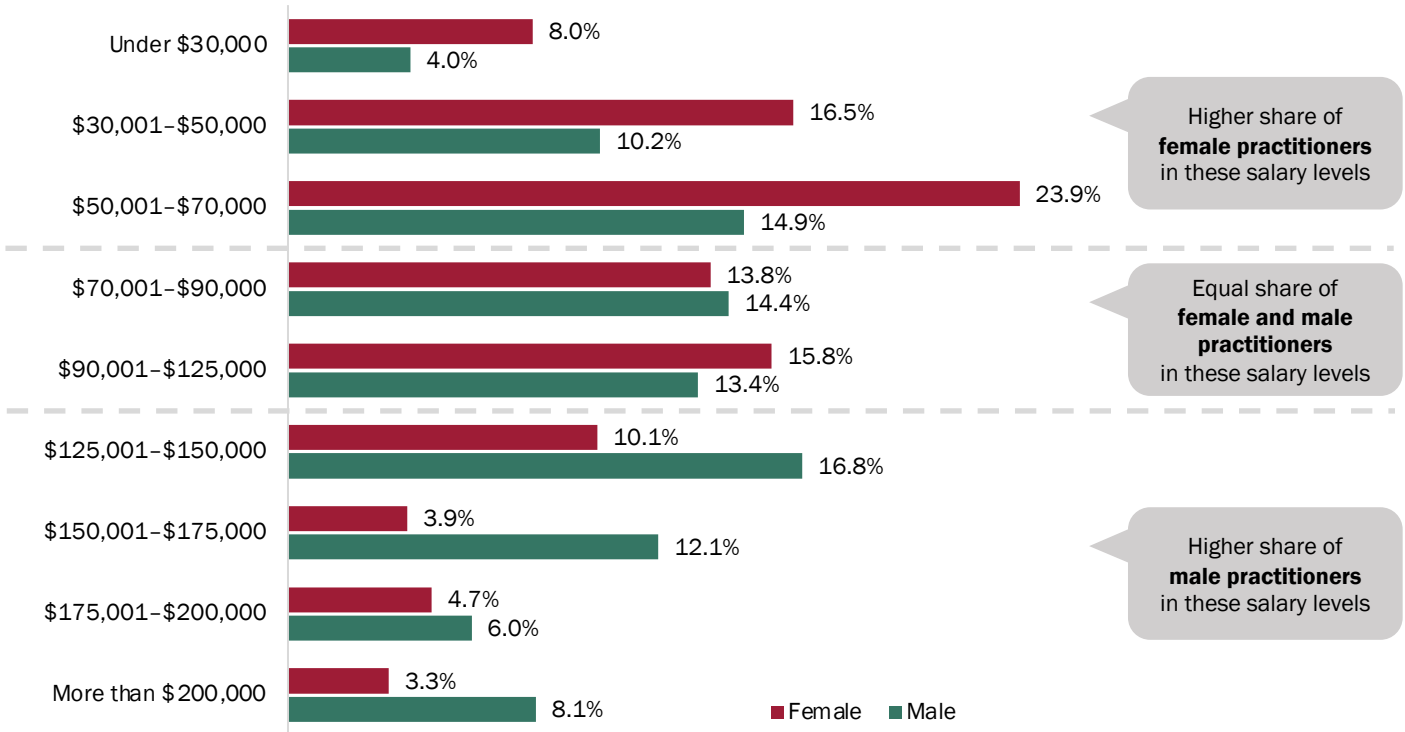
Note: n = 1,047 communication professionals. Q49: In which of the following range categories does your basic annual salary fall? Please state pre-tax income, adjusted to a full-time position. Answers will be analyzed in aggregated form only.

Basic annual salary of communication professionals: United States vs. Canada



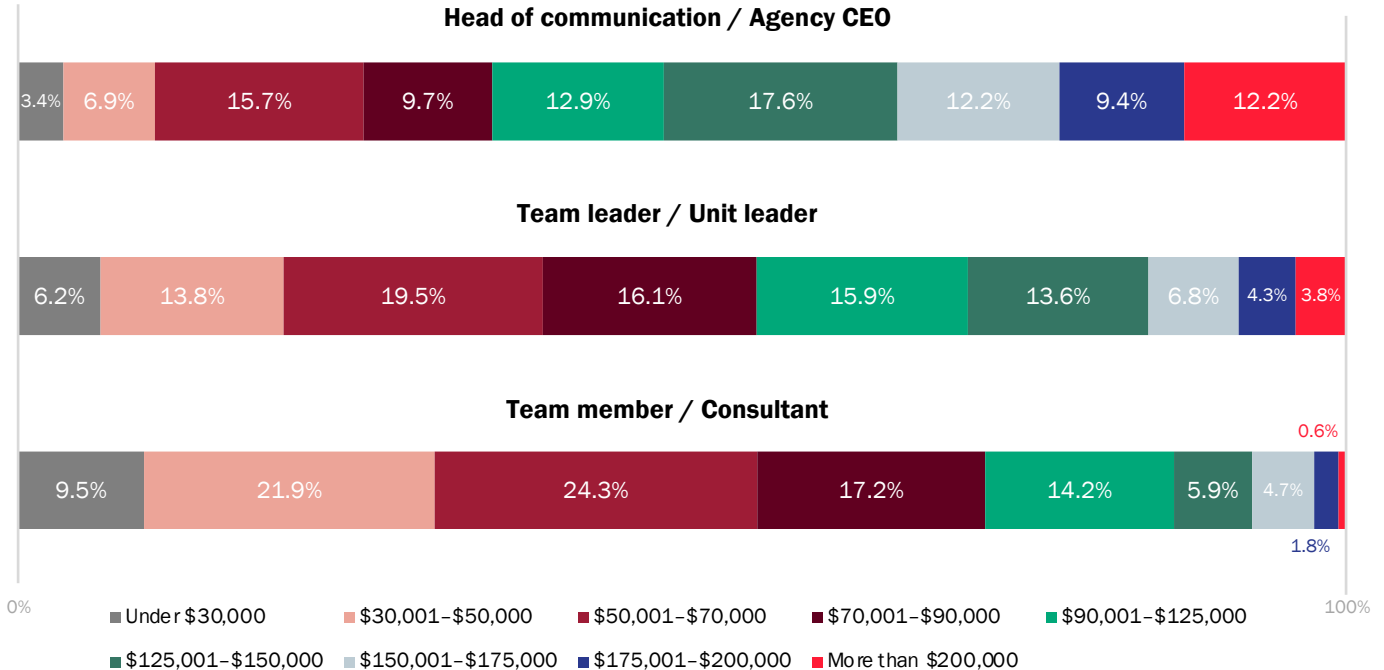
Note: n = 1,047 communication professionals. Q49: In which of the following range categories does your basic annual salary fall? Please state pre-tax income, adjusted to a full-time position. Answers will be analyzed in aggregated form only.

Basic annual salary of communication professionals: Female vs. male practitioners



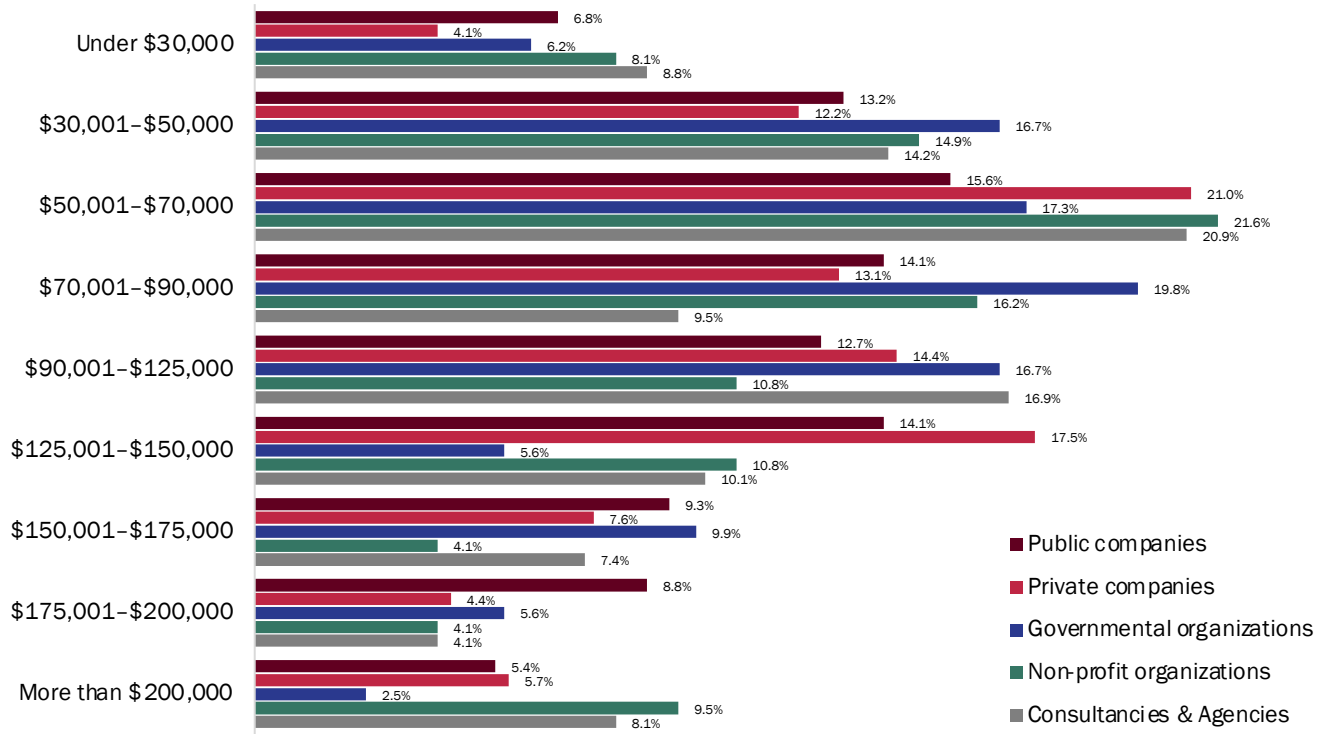
Note: n = 1,043 communication professionals. Q49: In which of the following range categories does your basic annual salary fall? Please state pre-tax income, adjusted to a full-time position. Answers will be analyzed in aggregated form only.

Basic annual salary of communication professionals along the leadership hierarchical levels



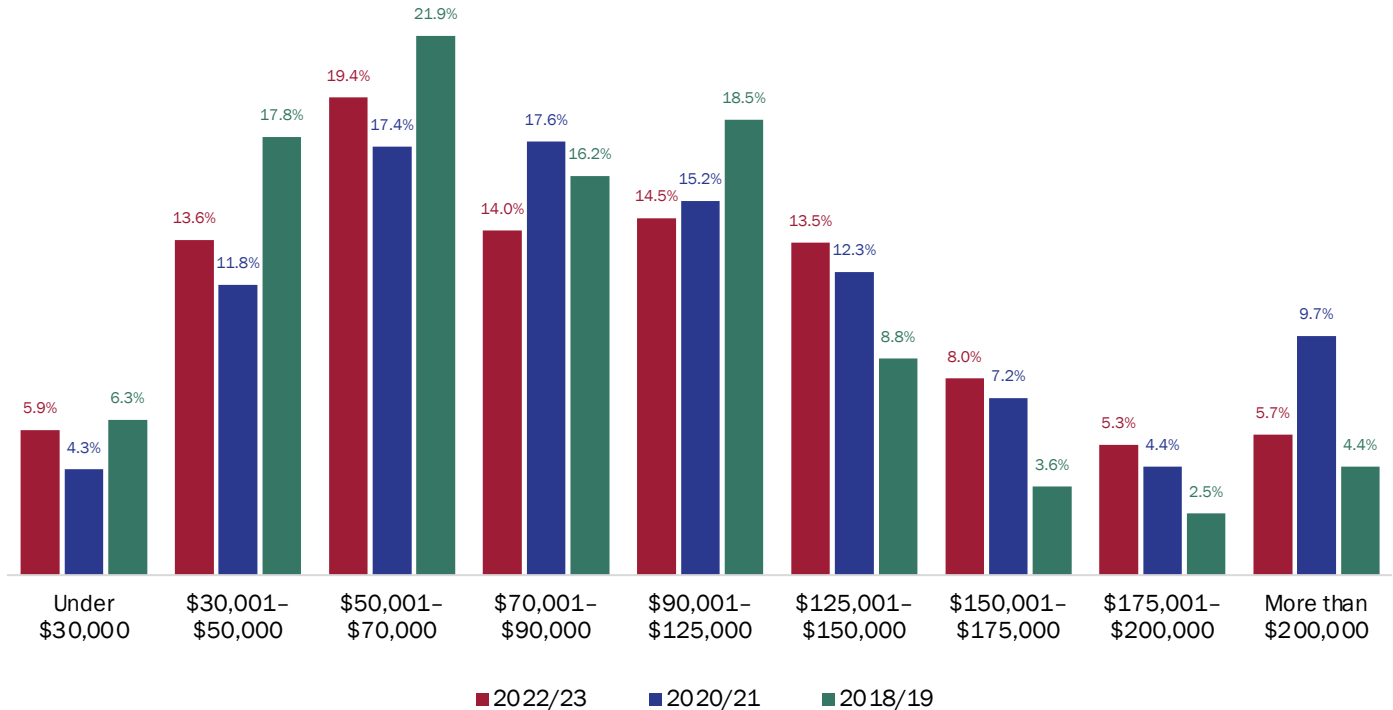
Note: n = 1,017 communication professionals. Q49: In which of the following range categories does your basic annual salary fall? Please state pre-tax income, adjusted to a full-time position. Answers will be analyzed in aggregated form only.

Basic annual salary of communication professionals in different types of organizations



Note: n = 1,047 communication professionals. Q49: In which of the following range categories does your basic annual salary fall? Please state pre-tax income, adjusted to a full-time position. Answers will be analyzed in aggregated form only.

Basic annual salary of communication professionals: Longitudinal tracking 2022/23 vs. 2020/21 vs. 2018/19



Note: n = 1,047 communication professionals. Q49: In which of the following range categories does your basic annual salary fall? Please state pre-tax income, adjusted to a full-time position. Answers will be analyzed in aggregated form only. 2020/21: n = 1,015 (Q36); Meng et al., 2021. 2018/19: n = 968 (Q38); Meng et al., 2019. Results might be influenced by varying numbers and regional/hierarchical background of respondents in our biennial surveys.

7

Characteristics of
**excellent communication
departments**

A unique feature of the global communication monitor series (i.e., Asia-Pacific Communication Monitor, European Communication Monitor, Latin American Communication Monitor, North American Communication Monitor) is the identification of high-performing communication departments and their attributes. To this end, the Comparative Excellence Framework for Communication Management (CEF), inspired by business excellence models (Tench et al., 2017; Vercic & Zerfass, 2016), is applicable.

Statistical analyses are used to differentiate excellent from non-excellent communication departments. After identifying the two groups, differences in characteristics are analyzed. Excellence is conceptually based on the internal standing of the communication department within the organization (i.e., influence) and external results of the department's activities as well as its basic qualifications (i.e., performance). Each of these components is calculated based on four dimensions (advisory influence, executive influence, success, and competence). Organizations that outperform in all four dimensions are considered "excellent". This year's data show that more than one-third (35.1%) of communication departments can be deemed excellent, while the majority (64.9%) do not fall into this category. This finding is consistent with other global communication monitor data.

Among the four dimensions in 2022/23, 40.9% of excellent companies identified as having advisory influence. Differences in responses of professionals from excellent departments and other departments are manifold. Professionals in excellent departments are more likely to follow conversations about Generative AI (83.3%) than professionals in other departments (59.4%). Responses from excellent departments were significantly higher than those from other departments regarding the challenges of introducing Generative AI into communication practice. Overall, excellent departments observed more challenges to introducing evolving technology compared to other departments.

Specifically, excellent departments were statistically more concerned about the high costs of implementation and training related to introducing Generative AI than were other departments.

Excellent departments are highly involved in diversity, equity, and inclusion initiatives. Professionals in excellent departments (85.2%) focused more on DEI factors when developing content than did those in other departments (59.9%). In each of eight scenarios, responses from those in excellent departments were statistically significant, and respondents were more likely to work in a department that actively established or communicated organizational DEI policies.

North American communicators in excellent departments agree substantially more that the leaders to whom they report are empathic compared to communicators in other departments. For example, 86.8% of respondents from excellent departments were on the "strongly agree" end of the spectrum when asked whether their leaders "accurately read other team members' moods, feelings, or nonverbal cues", compared to only 55.4% of respondents in other departments.

Finally, excellent departments exhibit more support for employees. When asked whether flexible or remote work is fully supported in their department, 87.4% of respondents in excellent departments responded on the "strongly agree" end of the scale compared to 55.5% of respondents from other departments. The recognition of the communication value and function was shown in salaries. Almost half (47.7%) of communication professionals in excellent departments earned more than \$125,000 annually compared to 37.8% of communicators in other departments.

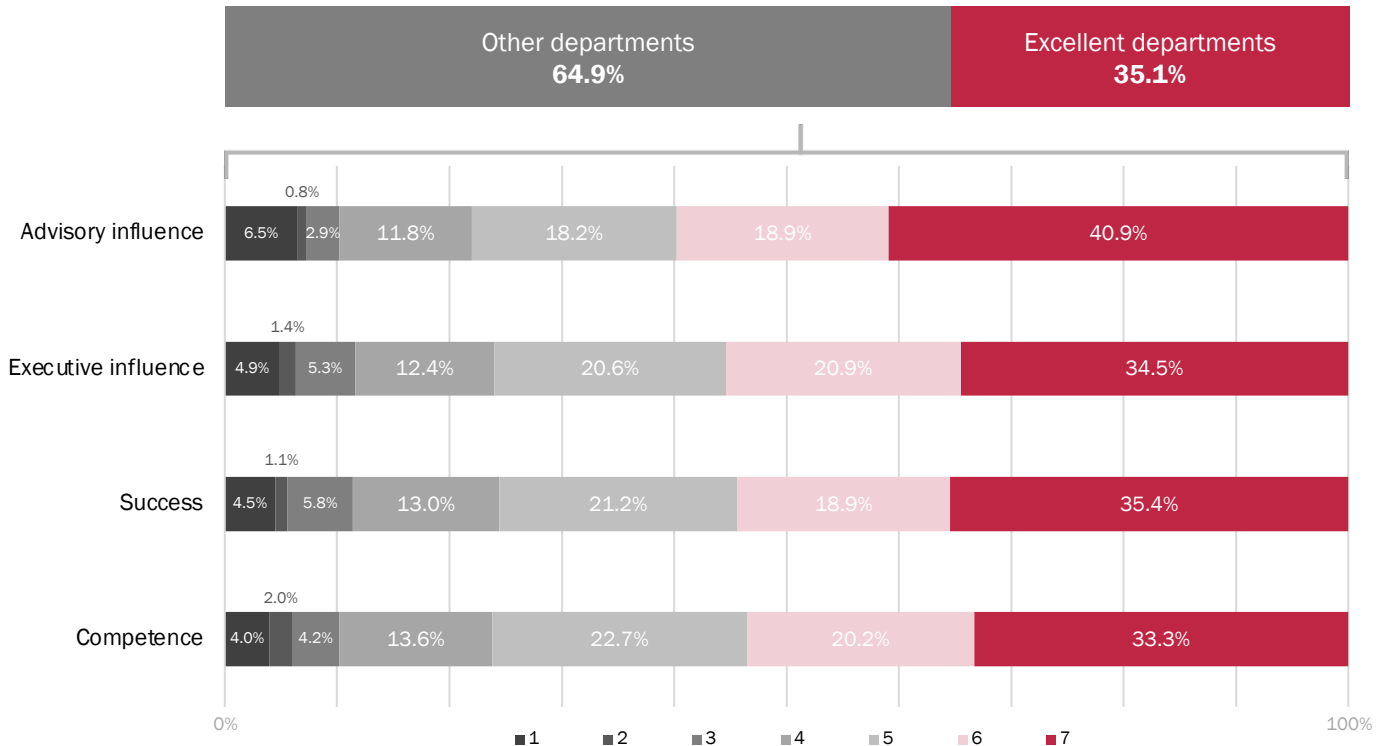
Identifying **excellent communication departments**

The Comparative Excellence Framework uses statistical analyses to identify outperforming organizations, based on benchmarking and self-assessments known from quality management.



Note: Only organizations outperforming in all four dimensions (scale points 6-7 on a 7-point-scale) will be considered as “excellent” in the benchmark exercise comparing distribution and characteristics of organizations, departments and communication professionals. For a description of the framework and method see Tench et al. (2017).

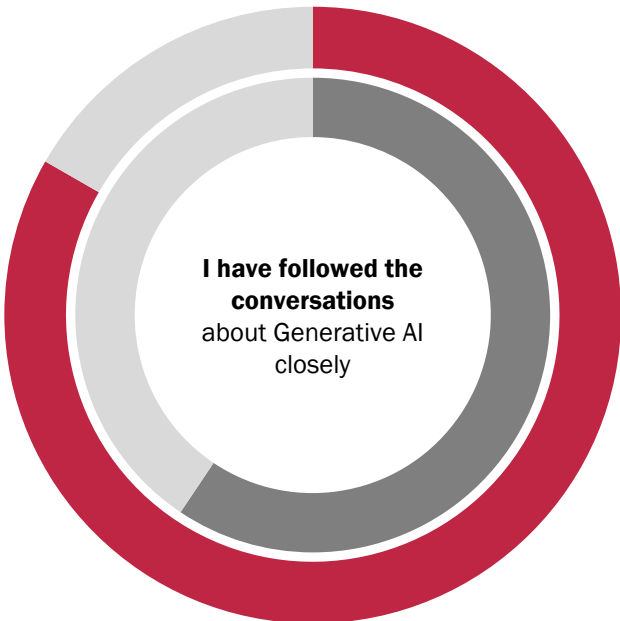
Identifying excellent communication departments in the sample



Note: n= 906 communication professionals in communication departments. Advisory influence, Q37: In your organization, how seriously do senior managers take the recommendations of the communication function? Scale 1 (Not seriously at all) – 7 (Very seriously). Executive influence, Q38: How likely is it, within your organization, that communication would be invited to senior-level meetings dealing with organizational strategic planning? Scale 1 (Never) – 7 (Always). Success, Q39: In your opinion, how successful is the communication of your organization compared to competitors? Scale 1 (Not successful at all) – 7 (Very successful). Competence, Q40: How would you estimate the quality and ability of the communication function in your organization compared to those of competitors? Scale 1 (Much worse) – 7 (Much better). Percentages: Excellent communication departments based on scale points 6-7 for each item.

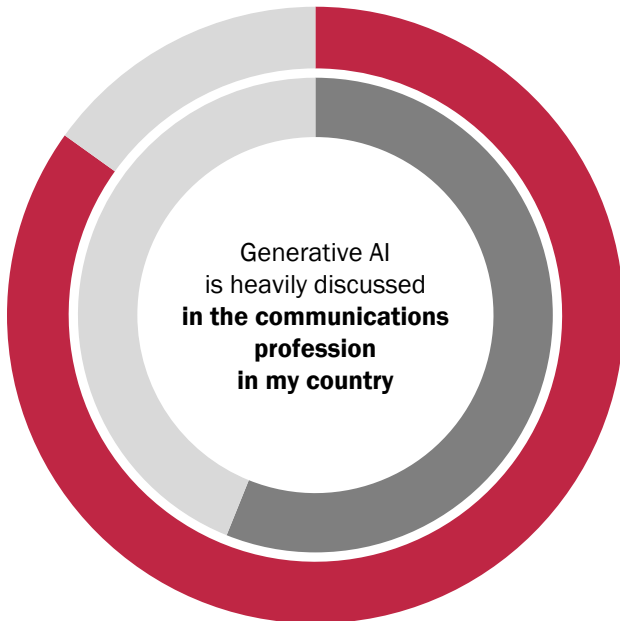
Discussion of Generative AI is the strongest in excellent departments

Excellent departments: **83.3%**



Other departments: **59.4%**

Excellent departments: **84.9%**

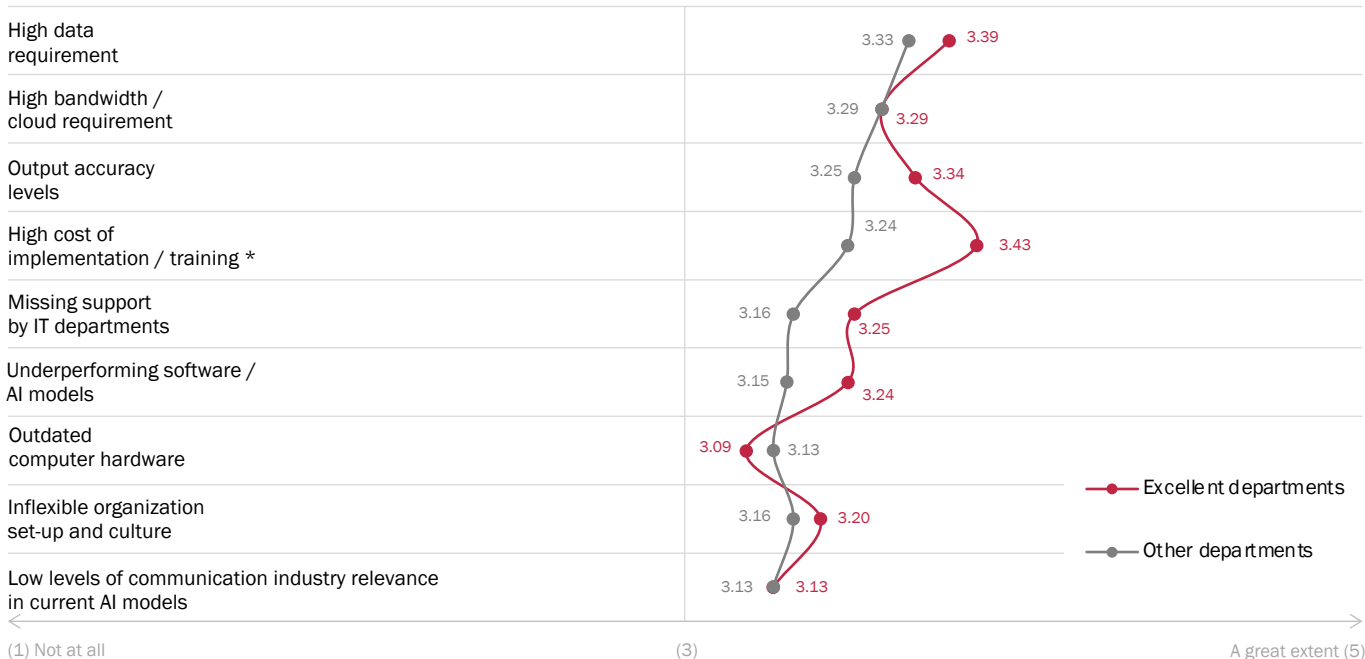


Other departments: **56.1%**

Note: n = 906 communication professionals in communication departments. Q27: ... Please rate the following statements based on your overall impression of Generative AI tools. Scale 1 (Strongly disagree) – 5 (Strongly agree). Frequencies based on scale points 4–5.

Excellent departments see more challenges in introducing Generative AI in their workplace

Organizational challenges of introducing Generative AI



Note: n = 906 communication professionals in communication departments. Q32a: To what extent do you consider each of the following as organizational challenges when it comes to introducing Generative AI in your company? Scale 1 (Not at all) – 5 (A great extent). Mean values. * Significant differences (ANOVA, $p \leq 0.05$).

Diversity, equity, and inclusion are more of a focus in excellent departments

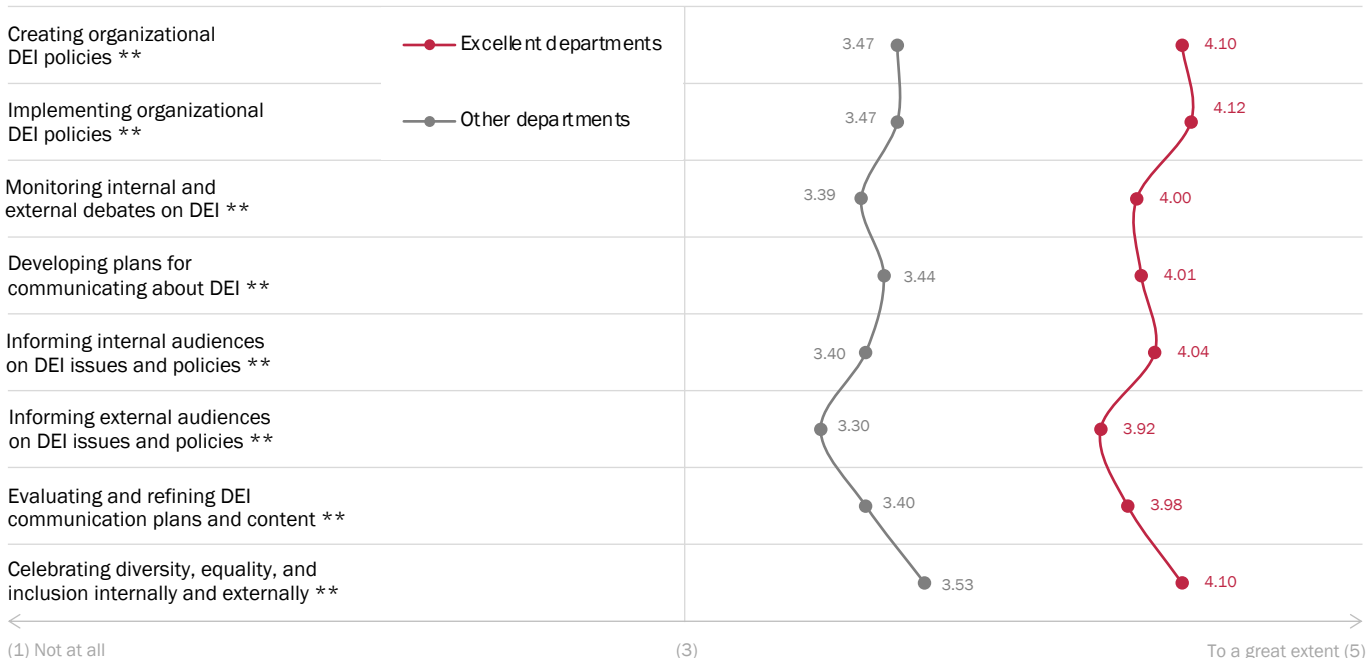
Impact of diversity, equality and inclusion on communications



Note: n = 906 communication professionals in communication departments. Q13: The debate on diversity, equity, and inclusion in organizations and society might influence communications in different ways. How strongly do you agree or disagree with each of the following statements? Scale 1 (Strongly disagree) – 5 (Strongly agree). Frequencies based on scale points 4–5.

Communication professionals in excellent departments are more involved in all DEI activities compared to colleagues in other departments

Responsibilities of communication units for DEI initiatives

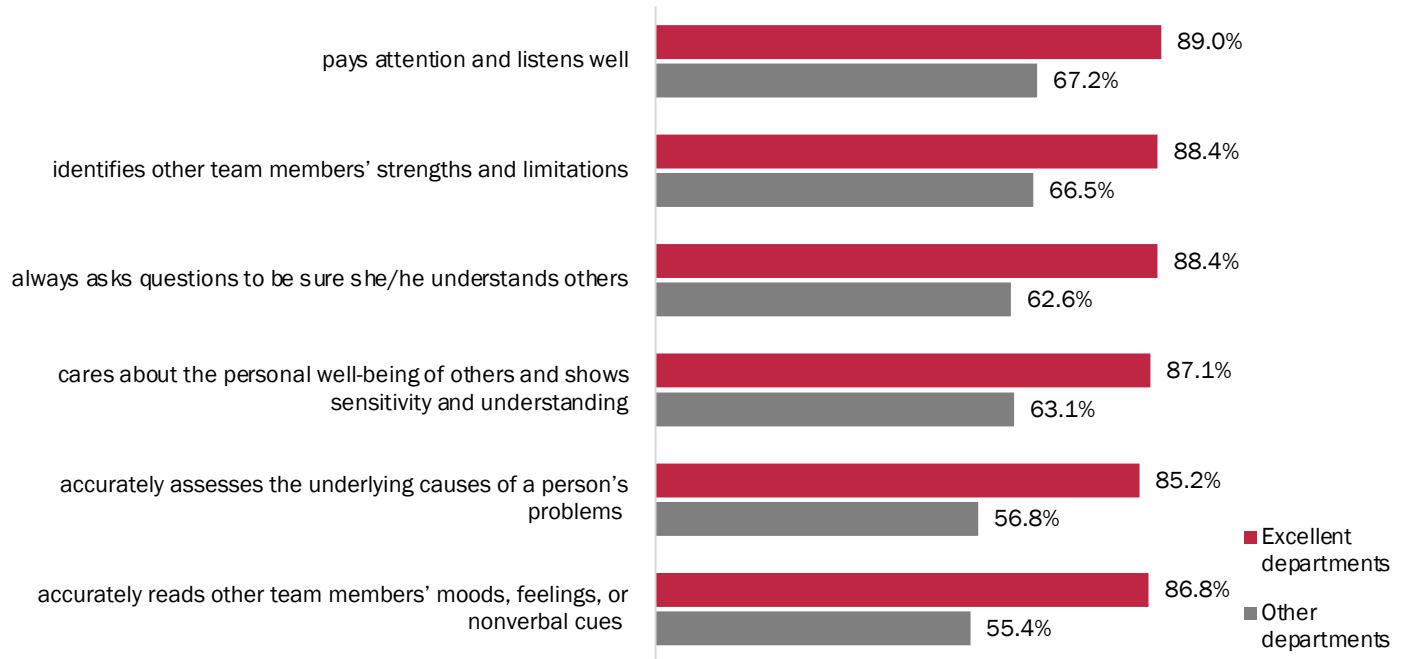


Note: n = 906 communication professionals in communication departments. Q15: To what extent does your department or agency actively engage in establishing or communicating diversity, equity, and inclusion (DEI) policies for your organization or clients in the following ways? Scale 1 (Not at all) – 5 (To a great extent). Mean values.

** Highly significant differences (ANOVA, $p \leq 0.01$).

Leaders of excellent departments are better in showing empathy towards their team members

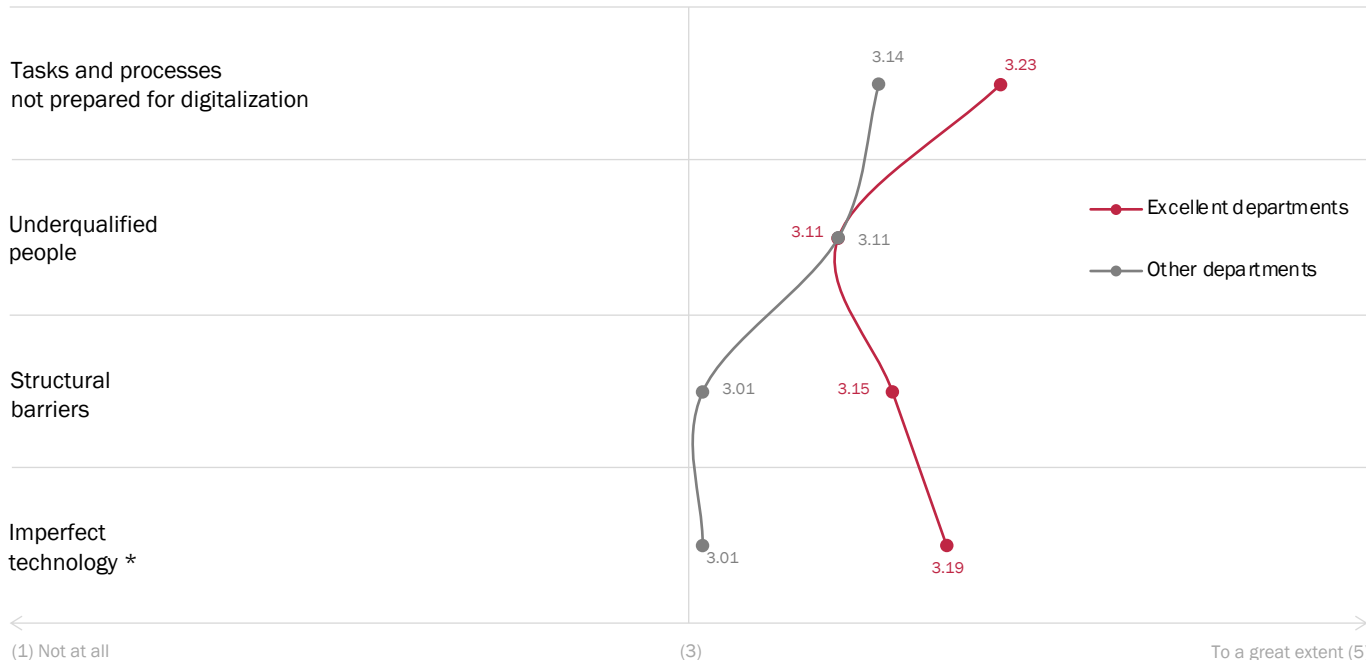
The communication leader ...



Note: n = 906 communication professionals in communication departments. Q19: How strongly do you agree or disagree with each of the following? Scale 1 (Strongly disagree) - 5 (Strongly agree). Top communicators who do not report to a leader were asked for a self-assessment. Frequencies based on scale points 4-5.

Excellent departments face more challenges in adopting CommTech compared to other departments

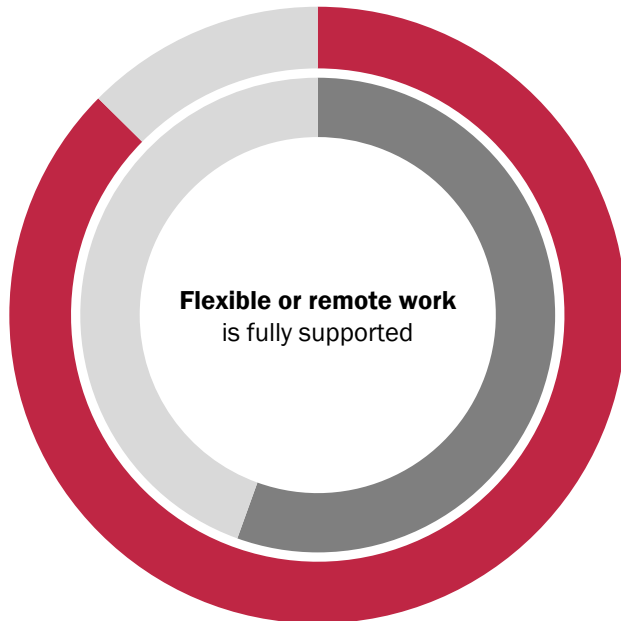
Challenges of introducing CommTech in communication units



Note: n = 906 communication professionals in communication departments. Q10: To what extent do you consider each of the following as challenges for introducing CommTech in your organization? Scale 1 (Not at all) – 5 (To a great extent). * Significant differences (ANOVA, $p \leq 0.05$).

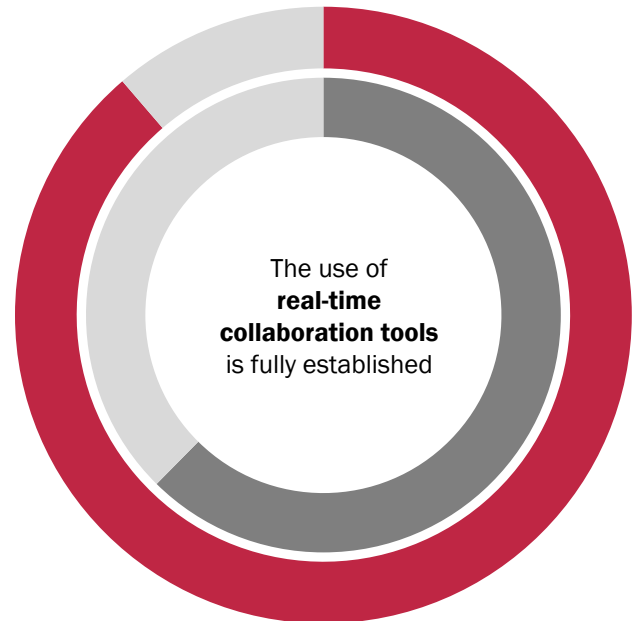
Excellent departments support flexible/remote work and fully use collaboration tools

Excellent departments: **87.4%**



Other departments: **55.5%**

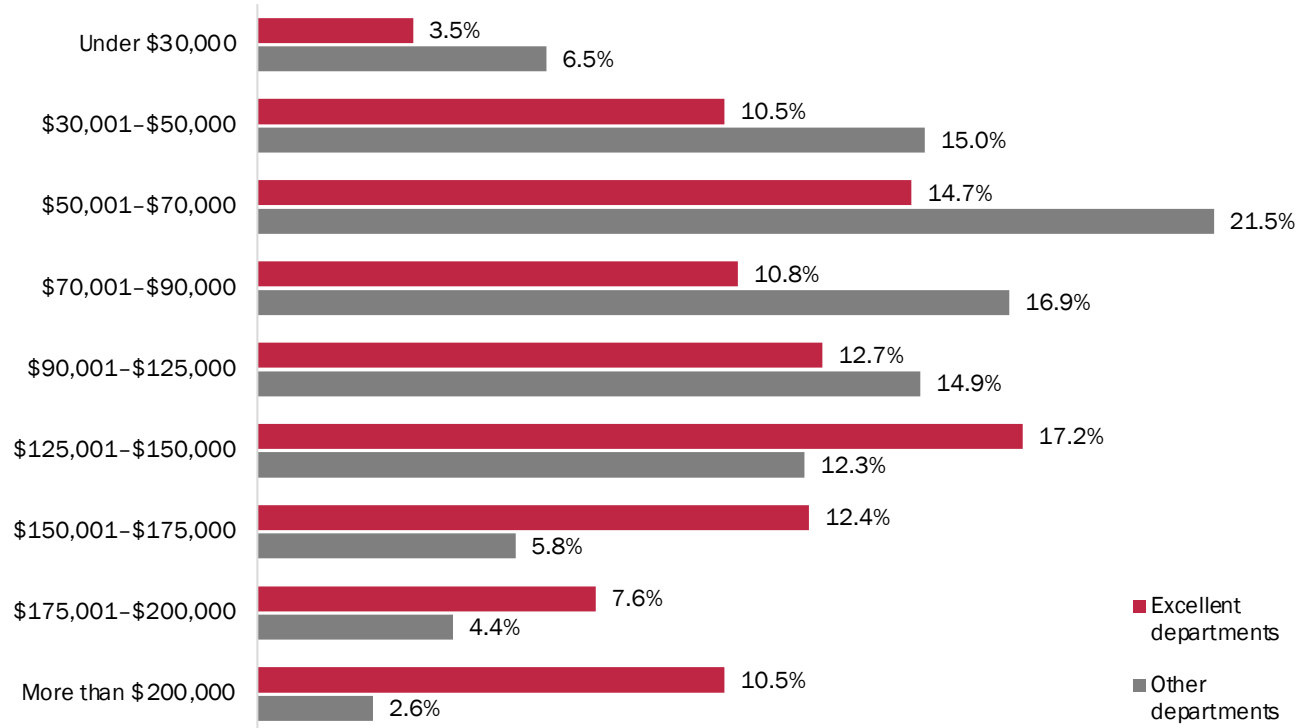
Excellent departments: **88.7%**



Other departments: **62.4%**

Note: n = 906 communication professionals in communication departments. Q24: ... In terms of your own department or agency, how strongly do you agree or disagree with the following two statements? Scale 1 (Strongly disagree) – 5 (Strongly agree). Frequencies based on scale points 4–5.

Excellent departments pay more compared to other departments



Note: n = 899 communication professionals in communication departments. Q49: In which of the following range categories does your basic annual salary fall? Please state pre-tax income, adjusted to a full-time position. Answers will be analyzed in aggregated form only.

References

- Arthur W. Page Society. (2021).** *Getting started in CommTech: From professional to pathfinder*. <https://commtechguide.page.org/chapter/getting-started-in-commtech-from-professional-to-pathfinder>
- Avolio, B. J., & Bass, B. M. (1995).** Individual consideration viewed at multiple levels of analysis: A multi-level framework for examining the diffusion of transformational leadership. *The Leadership Quarterly*, 6, 199–218.
- Bardhan, N., & Gower, K. (2022).** *The role of leadership in building inclusive diversity in public relations*. Routledge.
- Brinker, S. (2022).** *Marketing technology landscape 2022: search 9,932 solutions on martechmap.com*. <https://chiefmartec.com/2022/05/marketingtechnology->
- Buhmann, A., & White, C. L. (2022).** Artificial intelligence in public relations: Role and implications. In J. H. Lipschultz, K. Freberg & R. Luttrell (Eds.), *The Emerald handbook of computer-mediated communication and social media* (pp. 625–638). Emerald.
- Daniels, C., (March 8, 2023).** PRWeek salary survey. *PRWeek*. <https://www.prweek.com/article/1814997/2023-salary-survey-pendulum-swings-back-employers>
- Greenleaf, R. K. (1970).** *The servant as leader*. Greenleaf Center for Servant Leadership.
- Hsieh, Y.M., & Hsieh, A.T. (2003).** Does job standardization increase job burnout? *International Journal of Manpower*, 24(5), 590–614.
- Kulp, P. (2023).** How agencies are using the runaway hit chatGPT. *Adweek*, 13 February, p. 3.
- Lim, W. M., Gunasekara, A., Pallant, J. L., Pallant, J. I., & Pechenkina, E. (2023).** Generative AI and the future of education: Ragnarök or reformation? A paradoxical perspective from management educators. *The International Journal of Management Education*, 21(2), 100790.
- Luoma-aho, V., & Badham, M. (Eds.). (2023).** *Handbook of digital corporate communication*. Edward Elgar.
- Meng, J., Reber, B. H., Berger, B. K., Gower, K. K., & Zerfass, A. (2019).** *North American Communication Monitor 2018-2019. Tracking trends in fake news, issues management, leadership performance, work stress, social media skills, job satisfaction and work environment*. The Plank Center for Leadership in Public Relations.
- Meng, J., Reber, B. H., Berger, B. K., Gower, K. K., & Zerfass, A. (2021).** *North American Communication Monitor 2020-2021. The impact of COVID-19 pandemic, ethical challenges, gender issues, cybersecurity, and competence gaps in strategic communication*. The Plank Center for Leadership in Public Relations.
- Metz, C. (2023).** OpenAI plans to up the ante in tech's A.I. race. *The New York Times*. <https://www.nytimes.com/2023/03/14/technology/openai-gpt4-chatgpt.html>
- Moore, S., & Hübscher, R. (2022).** *Strategic communication and AI. Public relations with intelligent user interfaces*. Routledge.

- Mor Barak, M. E. (2022).** *Managing diversity: Toward a globally inclusive workplace* (5th Ed.). Sage.
- Mor Barak, M. E. (2000).** The inclusive workplace: An ecosystems approach to diversity management. *Social Work, 45*(4), 339–353.
- Mor Barak, M. E., Cherin, D. A., & Berkman, S. (1998).** Organizational and personal dimensions in diversity climate: Ethnic and gender differences in employee perceptions. *Journal of Applied Behavioral Science, 34*(1), 82–014.
- Mundy, E. (2016).** Bridging the divide: A multidisciplinary analysis of diversity research and the implications for public relations. *Research Journal of the Institute for Public Relations, 3*(1), 1–28.
- PR Coalition. (2005).** *Focus on diversity: Lowering the barriers, raising the bar.* <https://instituteforpr.org/focus-on-diversity>
- Rogers, E. M. (1962).** *Diffusion of innovations.* The Free Press of Glencoe.
- Rubin, R. S., Munz, D.C., & Bommer, W. H. (2005).** Leading from within: The effects of emotion recognition and personality on transformational leadership behavior. *Academy of Management Journal, 48,* 845–858.
- Schuman, N. (August 26, 2022).** PR Firms tackle gender pay gap to promote women’s equality. *PRNews.* <https://www.prnewsonline.com/pr-gender-pay-gap>
- Spears, L. C. (2002).** Tracing the past, present and future of servant leadership. In L. C. Spears & M. Lawrence (Eds.), *Focus on leadership: Servant leadership for the 21st century* (pp. 1–16). Wiley.
- Spector, B., & Spector, S. (Eds.). (2018).** *Diverse voices: Profiles in leadership.* PRSA Foundation.
- Tench, R., Verčič, D., Zeffass, A., Moreno, A., & Verhoeven, P. (2017).** *Communication excellence. How to manage and lead exceptional communications.* Palgrave Macmillan.
- Van Dierendonck, D., Schaufeli, W. B., & Buunk, B. P. (2001).** Toward a process model of burnout: Results from a secondary analysis. *European Journal of Work and Organizational Psychology, 10*(1), 41–52.
- Verčič, D., & Zeffass, A. (2016).** A comparative excellence framework for communication management. *Journal of Communication Management, 20*(4), 270–288.
- Walumbwa, F. O., Avolio, B. J., Gardner, W. L., Wernsing, T. S., & Peterson, S. J. (2008).** Authentic leadership: Development and validation of a theory-based measure. *Journal of Management, 34,* 89–126.
- Weiner, M. (2021).** *PR technology, data and insights: Igniting a positive return on your communications investment.* Kogan Page.
- Zeffass, A., Buhmann, A., Tench, R., Verčič, D., & Moreno, A. (2021).** *European Communication Monitor 2021. CommTech and digital infrastructure, video-conferencing, and future roles for communication professionals. Results of a survey in 46 countries.* EUPRERA/EACD.
- Zeffass, A., Hagelstein, J., & Tench, R. (2020).** Artificial intelligence in communication management: A cross-national study on adoption and knowledge, impact, challenges, and risks. *Journal of Communication Management, 24*(4), 377–389.

The Plank Center for Leadership in Public Relations

The Plank Center for Leadership in Public Relations is the leading international resource working to support students, educators and practitioners who are passionate about the public relations profession by developing and recognizing outstanding diverse public relations leaders, role models and mentors. Founded in 2005, the Center is named in honor of Betsy Plank, the “First Lady” of PR. Betsy’s legacy and vision continues in the Center’s programs and initiatives to advance the profession and public relations education. For more information, please visit <http://plankcenter.ua.edu>



The Plank Center
FOR LEADERSHIP IN PUBLIC RELATIONS

Authors and research team



Dr. Juan Meng

Georgia Athletic Association Endowed
Professor of Public Relations
Department Chair of Advertising and
Public Relations
The University of Georgia, USA



Dr. Karla K. Gower

Professor and Director of
The Plank Center for Leadership
in Public Relations
The University of Alabama, USA



Dr. Ansgar Zerfass

Professor and Chair of Strategic
Communication, Leipzig University
Leipzig, Germany
Professor of Communication and
Leadership, BI Norwegian Business School
Oslo, Norway



Dr. Michael A. Cacciatore

Associate Professor of Public Relations
Assistant Department Chair of Advertising
and Public Relations
The University of Georgia, USA



Dr. Bryan H. Reber

C. Richard Yarbrough Professor in Crisis
Communication Leadership Emeritus
The University of Georgia, USA

Research assistants:



Anne Perera, Doctoral Student
The University of Georgia, USA



Karen Robayo Sanchez, Doctoral Student
The University of Georgia, USA



Dr. Jens Hagelstein, Postdoctoral Researcher
University of Vienna, Austria

Special thanks to:

Hannah Collier, Communication Specialist,
The Plank Center for Leadership in Public Relations
The University of Alabama, USA

The North American Communication Monitor is now part of the Global Communication Monitor series. The Global Communication Monitor series covers more than 80 countries. It is the largest regular global study in the field of public relations and strategic communication with the aim to stimulate and promote the knowledge and practice of strategic communication and communication management globally. Similar surveys are conducted in other regions of the world: the Asia-Pacific Communication Monitor (since 2015), the European Communication Monitor (since 2007) and the Latin American Communication Monitor (since 2014/2015). More than 6,000 communication professionals from over 80 countries are surveyed in each wave of the Global Communication Monitor series. Since 2007, about 40,000 communication professionals worldwide working in diverse organizations have been surveyed.

**For more information about the Global Communication Monitor Series,
please visit <http://www.globalcommunicationmonitor.com>**